



PRICE LIST 2026 FIRE PROTECTION



TABLE OF CONTENTS

Valves and fire hydrants, UL/FM/VdS approved



Introduction



10-Year warranty



UL/FM approvals




























4		Series 145, Flanged gate valves, AWWA	11		Series 96, Micro and limit switches	22
6		Series 45, Flanged gate valves, AWWA	12		Series 20, Mounting kit for micro switch	22
7		Series 55, Flanged gate valves, DN450-600	14		Series 27, Dry barrel fire hydrants, AWWA	23
		Series 06, Flanged gate valves, short DIN F4	18		Series 24, Wet barrel fire hydrants, AWWA	26
		Series 06, Gate valves with grooved ends	18		Series 96, Micro and limit switches	27
		Series 36, Gate valves with PE ends	19		Series 75, Centric butterfly valves with fixed liner	28
		Series 34, Post indicators	20		Series 5190, Swing check valves	29
		Series 04-F, Extension spindles	21			
		Series 04-C, Surface boxes	21			
		Series 04, Accessories for valves	21			
		Series 08, Handwheels	21			
		Series 96, Micro and limit switches	22			

TABLE OF CONTENTS

Fire hydrants used in water supply

	Series 84, Above-ground fire hydrants	31		Terms and conditions	41
	Series 3002, VIDI Cap for hydrants	34			
	Series 09, Above-ground fire hydrants	35			
	Series 29, Underground fire hydrants	36			
	Series 35, Underground fire hydrants	36			
	Series 80, Flex drains for underground hydrants	39			
	Series 78-G, Fountain posts	40			



THE AVK GROUP



DEDICATED PEOPLE

5,300+ employees,
hereof approx. 230 in
AVK International A/S



GLOBAL ORGANISATION

100+ AVK companies
worldwide



CONTINUOUS GROWTH

Net turnover EUR 1200
million (2023/24)

AVK YOUR LONG-TERM PARTNER



AVK has been in the valve business for 50 years. Today AVK is a global market leader within water supply, gas supply, wastewater treatment and fire protection, and our offer also comprises a vast range of valves and accessories for irrigation.

The wide AVK range

AVK International A/S specialise in manufacturing gate valves, double eccentric butterfly valves, ball check valves, service connection valves, Supa Maxi™ couplings, extension spindles and selected types of hydrants and accessories.

We add numerous products to our range from the more than 20 other AVK factories in Europe as well as from AVK factories worldwide. These AVK factories specialise in other types of valves, hydrants and accessories, and jointly we are capable of offering a very wide selection of high quality products.

Global leadership and local commitment

Our geographical presence and product range is global, but our focus is local. Our customers are serviced by local sales organisations, in AVK's own sales companies or within our carefully selected distributors, who engage in their customers' needs. We are therefore able to offer tailor-made solutions that match local specifications.

A beneficial partnership

We want to build and invest in a longterm partnership with our customers. To earn our role as a long-term partner, we strive to deliver value for money. We deliver error-free, durable and maintenance-free products that constitute the most cost-efficient solution for our partners in the long run.

10-YEAR WARRANTY

AVK manufactured products are guaranteed against defects in workmanship and material used for a period of 10 years from the date of the passing of risks to the buyer (Incoterms 2020). This warranty shall only be valid subject to the below terms and conditions.

This warranty shall not apply: (i) if the AVK product is used for an application for which it has not been designed or which has not been recommended by AVK; (ii) in case of changes to the chemical composition of the medium or treatment of the medium for which the AVK products is used, unless such change has been preapproved in writing by AVK; (iii) if the AVK product has not been installed in accordance with AVK installation instructions, if any, and accepted codes of good practice; (iv) in case of lack of or faulty maintenance; (v) in case of normal wear and tear or (vi) in case of use in electronic products, incl. VIDI products.

The buyer shall immediately notify AVK of any defective product claim. AVK shall have the right to inspect said AVK product, and the buyer shall, if requested, return the defective AVK product to AVK with transportation prepaid. The buyer shall assume all responsibility and expenses for removal, reinstallation and freight charges in connection to the foregoing remedy.

The obligation under this warranty shall be limited to adjustment, repair or replacement of the defective AVK products, ex works point of sale, at AVK's option. AVK shall accept no liability for product failure caused by abnormal operation conditions, war, violence, storm, cataclysm or any other cases of force majeure.

In no event shall AVK be liable to the buyer or to any third party for loss of profits, loss of revenue, loss of business opportunity, loss of time or for any indirect, incidental, special, consequential, punitive or exemplary damages arising out of or related to any AVK products provided by AVK.

Any product which has been supplied but not manufactured by AVK shall be subject to the warranty terms of the manufacturer.

The decision of AVK in relation to any claims or disputes over this warranty shall be final. This warranty shall be in addition to AVK's general terms and conditions of sale or any other specific conditions of contract which may govern the supply of AVK products, and this warranty shall apply when the warranty obligations according to such terms have expired.

Kind regards



Morten S. Nielsen
Chairman AVK Water



EXPECT US TO EXCEED MARKET STANDARDS

Inhouse R&D

In our Development Department in Denmark, ideas and suggestions for new products are gathered, and existing products are updated continuously.

We use FEA (Finite Element Analysis) to optimise the strength and geometry of our components and CFD (Computational Fluid Dynamics) analyses to validate different product designs prior to creating physical prototypes, enabling us to predict consequences in cases where it is impossible to create full scale tests on physical products.

We make our own test and production equipment, and in our flow lab, we conduct thorough prototype and life cycle tests prior to release for production.

Expect... AVK

In our business there are five cornerstones that must be in place in order to meet customer expectations: Quality, reliability, innovation, sustainability and customer service.

But we need to go further than that. We go further to exceed our customers' needs and expectations.

"Expect... AVK" means that our customers should rightfully expect us to exceed market standards. "Expect... AVK" means that we relentlessly strive for increased customer benefits!

To ensure that we keep pushing the boundaries of what the market can expect, we have formulated promises that we will strive to deliver in all our markets:

EXPECT A LONG-TERM PARTNERSHIP

EXPECT QUALITY IN EVERY STEP

EXPECT LASTING INNOVATIONS

EXPECT TOTAL SAVINGS

EXPECT SOLUTIONS, NOT JUST PRODUCTS

EXPECT GLOBAL LEADERSHIP AND LOCAL COMMITMENT

EXPECT PROMPT RESPONSE

EXPECT IT TO BE EFFECTIVE AND EASY

See more on www.avkvalves.eu



UL & FM APPROVALS

PROPERTY LOSS PREVENTION

Product standards and approvals are ensuring quality, global recognition, safety and standardization. Approvals and listings are often required by the market and a listed mark shows the customer that the product has been tested according to some minimum requirements for its category. In addition, it shows that the supplier has committed to regular tests and audits as being performed by the approval organisation.

The UL and FM approvals are some of the most well recognized global standards and being able to mark our products with these adds great value.



AVK products with UL & FM approval

Since we always aim at the highest quality, most of our products for fire protection applications are approved according to both UL and FM. We have thus committed to meet the standards and requirements set by these well-recognized global organisations and to continuously test and control our product ranges accordingly.

Our UL listed and FM approved products count dry and wet barrel hydrants, butterfly valves, NRS gate valves, OS&Y gate valves, post indicators, wall post indicators and swing check valves.

FM Approval

FM Global is a property insurance company operating from the philosophy that most losses can be prevented. They provide insurance products and property loss prevention engineering services to protect their clients' worldwide operations.

FM Approval is part of the FM Global Group and it is a testing and certification service. Products that pass the five-step approval process are issued the globally acknowledged FM mark to support property loss prevention and to signify that they will perform as expected.

UL standards

Underwriters Laboratories (UL) is a product safety testing and certification company having developed more than 1,600 standards. UL is certifying, validating, testing, verifying, inspecting, auditing, advising and educating customers in 100+ countries.

In order to become UL Listed, a representative sample of the product to be listed must be tested and meet the safety requirements set. Products having the UL mark are covered by the Underwriters Laboratories follow-up program, which continuously tests the products to ensure that the UL standards and requirements are always met.



AVK wet barrel fire hydrants series 24

UL 246 standard for hydrants for fire protection service:

These requirements cover the performance of and methods for testing hydrants intended for use in piping systems supplying water for fire protection service.

The UL 246 approval tests include a 10-day moist ammonia air stress cracking test, testing of rubber parts according to UL 157 and tests of operation, leakage and head loss.

FM class number 1511:

Shell strength is tested by a pressure of four times the working pressure lasting for five minutes, and after the test there should be no evidence of damage. The standard also includes testing seat leakage at two times working pressure for five minutes without damage or leakage to be seen.

Furthermore, hose outlet strength, stem strength and head loss are tested.

AVK dry barrel fire hydrants series 27
The UL 246 standard for hydrants for fire protection service:

Same as mentioned under series 24.

The UL 246 approval tests include a 10-day moist ammonia air stress cracking test, testing of rubber parts according to UL 157 and tests of operation, leakage and head loss.

FM class number 1510:

Shell strength is tested by a pressure of four times the working pressure lasting for five minutes, and after the test there should be no evidence of damage. The standard also includes testing seat leakage at two times working pressure for five minutes without damage or leakage to be seen.

Furthermore, hose outlet strength, stem strength and head loss are tested, and finally, the breakable system is tested by a pressurized hydrant (at maximum working pressure) being hit with a force sufficient enough to break. After separation, the hydrant must have a leakage of maximum 19 dm³/min while pressure is maintained for two minutes.

AVK post indicators series 34
UL 789 standard for indicator posts for fire protection service:

These requirements cover indicator posts, including wall and underground types, for use in operating valves of the inside-screw pattern and for indicating the position of the gates in such valves. Indicator posts are primarily intended for use with valves controlling water supplies to sprinkler, deluge, water spray, foam, and standpipe systems used in private fire service where connections enter buildings.

The UL 789 standard includes test of rotating and moving target mechanisms of position indicators and performance tests involving a 1,000 cycle operation test of polymeric parts.

FM class number 1110:

Visibility of the indicator is tested on a 12 meter distance and by simulating a heavy rainstorm it is waterproof tested to make sure that there is no collection of water inside.

A vertical indicator post should withstand 1220 Nm in both directions (for valves up to 350mm) – the value is 815 Nm for a wall type indicator post (up to 250mm).

Finally, non-metallic components are tested for resistance to temperatures as high as 427°C for two hours. After being cooled down again, the indicator post should be capable of full operation.

AVK gate valves series 45, 55 and 145
UL 262 standard for gate valves for fire protection service:

These requirements cover gate valves intended for installation in piping systems supplying water for fire protection service.

The UL 262 standard includes a 10-day moist ammonia air stress cracking test, test of rubber parts according to UL 157, test of coating for seating surfaces and corrosion test for stems.

FM class number 1120 and 1130:

The valve body, cover and bonnet are subjected to a hydrostatic test of four times working pressure (or at least 48 bar) for five minutes and there should be no sustaining cracking or permanent distortion.

Stem seal leakage is tested on a partially open valve subjected to working pressure for five minutes. No visible stem leakage must appear. Both resilient and metal seats are also leakage tested.

Furthermore, rubber parts are tested for water absorption, corrosion protection coating, aging and bonding adequacy and the strength of gate, stem seal, indicator post and handle are tested.

AVK butterfly valves series 75 (indicating valves)

FM class number 1112

Disc strength is tested at two times working pressure held for five minutes and repeated for both directions. Hydrostatic strength is tested at a hydrostatic pressure of four times working pressure (or at least 48 bar) for five minutes. No visible rupture, cracking or permanent distortion of the valve body must be seen.

Seat leakage is tested at working pressure and at 125% of working pressure for five minutes each. If there is any leakage, this should be compared to the allowed limits based on the seat type. The stem seal leakage is tested at working pressure in partially open position for five minutes, and cycling the disc six times during this time span, with no visible stem leakage allowed.

Furthermore, the FM standard also dictates tests of valve assembly strength, ultimate operator torque, durability, close quarters durability (butterfly type), friction loss determination, water hammer, indicator strength, water absorption, aging, corrosion protection coating and much more.

AVK check valves series 5190

AVK series 5190 products for fire protection meet the UL 312 standard. The products 5190/10-001 and 5190/20-001 are furthermore approved according to the FM 1210 standard.

UL 312 Standard for check valves for fire protection service:

These requirements cover check valves DN25 and larger, used in piping systems supplying water for fire protection service. The UL 312 approval tests include a cycling performance test, testing of rubber parts, adhesion test for resilient seat materials and leakage test.

FM class number 1210:

The valve is subject to a cycle test of 50,000 cycles, no more than six cycles per minute. The test is carried out at atmospheric pressure and no excessive wear, damage or failure of any valve component must occur. Seat leakage tests are performed on resilient seat and metal-to-metal seats. For the resilient seat, no leakage is allowed during test with hydrostatic pressure of 2, 6.8 and 12 bar (and working pressure if higher than 12 bar) for five minutes each.

For the metal-to-metal seat, leakage must not exceed a value of approximately 11.8 ml/hour per centimeter of nominal valve size when subjected to 2, 6.8 and 12 bar (and working pressure if higher than 12 bar) for five minutes each.

In addition, clapper strength, hydrostatic strength, friction loss determination, bonding adequacy, water absorption and aging are also tested according to FM 1210 standards.





GATE VALVES

AVK gate valves comply to the highest standards and are renowned worldwide due to the high quality and durability.



Our gate valves are characterized by a unique wedge design with fixed, integral wedge nut and our own rubber compound that ensures reliable operation and long lifespan.

UL & FM approved gate valves

AVK offers a wide range of gate valves in a slim modern design and resilient seat even up to DN600.

OS&Y (Outside Screw and Yoke) valves are used in above-ground installations, where the rising stem design makes it easy to recognize the wedge position, open or closed, even at a distance.

The yoke is prepared for installation of a fixed monitoring switch enabling a very fast and easy switch installation. NRS (non-rising stem) gate valves can be used for both underground and above ground installation.

The valves are available with ANSI class 150 drilling as well as PN16 drilling and with stem of stainless steel or alu-bronze.

VdS approved gate valves

We offer flanged gate valves and grooved end gate valves, both with position indicator showing the wedge position.

145/40-001

Flanged NRS gate valve with wrench nut
UL/FM approved
Slim design
Face-to-face dimension according to ANSI B16.10
Ductile Iron
EPDM rubber
Fusion bonded epoxy coating in compliance with DIN 3476 part 1 and EN 14901
Clockwise to Close



Notice: ANSI 150 flange drilling

AVK ref. no.	DN mm	Flange drilling	Theoretical weight/kg	Units/ pallet	Deliv. code	Gross Price EUR
145-065-40-02396100	65	CL. 150	13		C	1,401.00
145-080-40-02396100	80	CL. 150	17		C	1,629.00
145-100-40-02396100	100	CL. 150	22	3	C	2,614.00
145-150-40-02396100	150	CL. 150	43	8	C	3,756.00
145-200-40-02396100	200	CL. 150	76	2	C	5,532.00

145/46-001

Flanged gate valve with rising stem, OS&Y
UL/FM approved
Slim design
Face-to-face dimension according to ANSI B16.10
Ductile Iron
EPDM rubber
Fusion bonded epoxy coating in compliance with DIN 3476 part 1 and EN 14901
Clockwise to Close



Notice: ANSI 150 flange drilling

AVK ref. no.	DN mm	Flange drilling	Theoretical weight/kg	Units/ pallet	Deliv. code	Gross Price EUR
145-065-46-02366120	65	CL. 150	14		C	1,667.00
145-080-46-02366120	80	CL. 150	18	6	C	1,932.00
145-100-46-02366120	100	CL. 150	26	6	C	2,603.00
145-150-46-02366120	150	CL. 150	51	3	C	3,523.00
145-200-46-02366120	200	CL. 150	90	2	C	5,759.00

145/50-001

Flanged NRS gate valve with wrench nut
UL/FM approved
Slim design

Face-to-face dimension according to ANSI B16.10
Ductile Iron

Fusion bonded epoxy coating in compliance with DIN 3476 part 1 and EN 14901

Clockwise to Close



AVK ref. no.	DN mm	Flange drilling	Theoretical weight/kg	Units/ pallet	Deliv. code	Gross Price EUR
145-065-50-01396100	65	PN10/16	13		C	1,454.00
145-080-50-01396100	80	PN10/16	17	10	C	1,689.00
145-100-50-01396100	100	PN10/16	22		A	2,614.00
145-150-50-01396100	150	PN10/16	43	10	C	3,895.00
145-200-50-00396100	200	PN10	76		C	5,532.00
145-200-50-01396100	200	PN16	76	5	B	5,532.00

Notice: PN16 flange drilling

145/56-001

Flanged gate valve with rising stem, OS&Y
UL/FM approved
Slim design

Face-to-face dimension according to ANSI B16.10
Ductile Iron

EPDM rubber

Fusion bonded epoxy coating in compliance with DIN 3476 part 1 and EN 14901

Clockwise to close



AVK ref. no.	DN mm	Flange drilling	Theoretical weight/kg	Units/ pallet	Deliv. code	Gross Price EUR
145-065-56-01366120	65	PN10/16	14		B	1,729.00
145-080-56-01366120	80	PN10/16	18	8	A	2,002.00
145-100-56-01366120	100	PN10/16	26	6	A	2,603.00
145-150-56-01366120	150	PN10/16	51	3	C	3,523.00
145-200-56-00366120	200	PN10	90	2	B	5,972.00
145-200-56-01366120	200	PN16	90	2	B	5,972.00

Notice: PN16 flange drilling

45/56-001

Flanged gate valve with rising stem, OS&Y
UL/FM approved
Face-to-face dimension according to ANSI B16.10

Ductile Iron

EPDM rubber

Fusion bonded epoxy coating in compliance with DIN 3476 part 1 and EN 14901

Clockwise to Close



AVK ref. no.	DN mm	Flange drilling	Theoretical weight/kg	Units/ pallet	Deliv. code	Gross Price EUR
45-050-56-01614020	50	PN10/16	19		C	1,464.00
45-065-56-01614020	65	PN10/16	23		C	1,472.00
45-080-56-01614020	80	PN10/16	25		A	1,546.00
45-100-56-01614020	100	PN10/16	39		A	2,260.00
45-150-56-01614020	150	PN10/16	63		A	3,107.00
45-200-56-00614020	200	PN10	97			4,893.00
45-200-56-01614020	200	PN16	97			4,893.00
45-250-56-006B4020	250	PN10	158	6	C	7,145.00
45-250-56-016B4020	250	PN16	158	2	C	7,107.00
45-300-56-016B4020 ⁽¹⁾	300	PN16	239	1	C	11,498.00
45-350-5C-016B4020 ⁽¹⁾	350	PN16	290	1	C	17,310.00
45-400-5C-006B4020 ⁽¹⁾	400	PN10	310	1	C	17,085.00
45-400-5C-016B4020 ⁽¹⁾	400	PN16	310	1	C	17,147.00

⁽¹⁾ Stem in aluminium bronze

45/5C-002

Flanged gate valve with rising stem, OS&Y
Alu-bronze stem
UL/FM approved

Face-to-face dimension according to ANSI B16.10
Ductile Iron

EPDM rubber

Epoxy coating

Clockwise to Close



AVK ref. no.	DN mm	Flange drilling	Theoretical weight/kg	Units/ pallet	Deliv. code	Gross Price EUR
45-050-5C-02614020	50	CL. 150	19		C	1,427.00
45-065-5C-02614020	65	CL. 150	23		C	1,435.00
45-080-5C-02614020	80	CL. 150	26		C	1,721.00
45-100-5C-02614020	100	CL. 150	39		C	2,631.00
45-150-5C-02614020	150	CL. 150	63		C	4,236.00
45-200-5C-02614020	200	CL. 150	96		C	5,559.00
45-250-5C-026B4020	250	CL. 150	158		C	8,072.00
45-300-5C-026B4020	300	CL. 150	239		C	11,251.00
45-350-5C-026B4020	350	CL. 150	387		C	16,878.00
45-400-5C-026B4020	400	CL. 150	402		C	21,030.00

Notice: ANSI 150 flange drilling

Gate valves

45/59-010

Flanged NRS gate valve with post indicator flange
UL/ULC listed and FM approved
Face-to-face dimension according to ANSI B16.10
Ductile Iron
EPDM rubber
Fusion bonded epoxy coating in compliance with DIN 3476 part 1 and EN 14901
Clockwise to Close



Notice: PN16 flange drilling

AVK ref. no.	DN mm	Flange drilling	Theoretical weight/kg	Units/ pallet	Deliv. code	Gross Price EUR
45-050-59-016141 ⁽¹⁾	50	PN10/16	25			1,511.00
45-065-59-016141	65	PN10/16	29		C	1,632.00
45-080-59-016141	80	PN10/16	32	6	C	1,881.00
45-100-59-016141	100	PN10/16	36	6	B	2,719.00
45-150-59-016141	150	PN10/16	51	4	B	4,117.00
45-200-59-006141	200	PN10	77	2	C	5,784.00
45-200-59-016141	200	PN16	77	6	C	5,784.00
45-250-59-006B41	250	PN10	130	2	C	8,370.00
45-250-59-016B41	250	PN16	130	4	B	8,370.00
45-300-59-006B41	300	PN10	195	4	C	11,581.00
45-300-59-016B41	300	PN16	198	4	C	12,009.00
45-350-5D-016B41	350	PN16	350		C	13,799.00
45-400-5D-016B41	400	PN16	376	1	C	16,944.00

⁽¹⁾ Not UL listed

45/59-015

Flanged NRS gate valve with post indicator flange
UL/ULC listed and FM approved
Face-to-face dimension according to ANSI B16.10
Ductile Iron
EPDM rubber
Fusion bonded epoxy coating in compliance with DIN 3476 part 1 and EN 14901
Clockwise to Close



Notice: ANSI 150 flange drilling

AVK ref. no.	DN mm	Flange drilling	Theoretical weight/kg	Units/ pallet	Deliv. code	Gross Price EUR
45-050-59-026141 ⁽¹⁾	50	CL. 150	25		C	1,542.00
45-065-59-026141	65	CL. 150	29		C	1,417.00
45-080-59-026141	80	CL. 150	32		C	1,691.00
45-100-59-026141	100	CL. 150	36		C	1,802.00
45-150-59-026141	150	CL. 150	51		C	2,836.00
45-200-59-026141	200	CL. 150	77		C	4,120.00
45-250-59-026B41	250	CL. 150	130		C	6,280.00
45-300-59-026B41	300	CL. 150	198		C	9,671.00
45-350-5D-026B41	350	CL. 150	350		C	11,999.00
45-400-5D-026B41	400	CL. 150	376		C	18,629.00

⁽¹⁾ Not UL listed

45/59-020

Flanged NRS gate valve with wrench nut
UL/FM approved
Face-to-face dimension according to ANSI B16.10
Ductile Iron
EPDM rubber
Fusion bonded epoxy coating in compliance with DIN 3476 part 1 and EN 14901
Clockwise to Close



Notice: PN16 flange drilling

AVK ref. no.	DN mm	Flange drilling	Theoretical weight/kg	Units/ pallet	Deliv. code	Gross Price EUR
45-050-59-01614 ⁽¹⁾	50	PN10/16	23	10	C	1,278.00
45-065-59-01614	65	PN10/16	29		C	1,349.00
45-080-59-01614	80	PN10/16	32		A	1,420.00
45-100-59-01614	100	PN10/16	36		A	2,051.00
45-150-59-01614	150	PN10/16	51		A	3,060.00
45-200-59-00614	200	PN10	77		C	4,210.00
45-200-59-01614	200	PN16	77		A	4,387.00
45-250-59-006B4	250	PN10	130		B	8,043.00
45-250-59-016B4	250	PN16	130	4	C	5,784.00
45-300-59-006B4	300	PN10	186	1	B	9,233.00
45-300-59-016B4	300	PN16	194	1	B	8,519.00
45-350-5D-016B4	350	PN16	342	1	C	15,143.00
45-400-5D-006B4	400	PN10	369	1	C	17,589.00
45-400-5D-016B4	400	PN16	369	1	C	17,589.00

⁽¹⁾ Not UL listed

45/59-025

Flanged NRS gate valve with
wrench nut
UL/FM approved
Face-to-face dimension
according to ANSI B16.10
Ductile Iron
EPDM rubber
Fusion bonded epoxy coating
in compliance with DIN 3476
part 1 and EN 14901

Clockwise to Close

Notice: ANSI 150 flange
drilling



AVK ref. no.	DN mm	Flange drilling	Theoretical weight/kg	Units/ pallet	Deliv. code	Gross Price EUR
45-050-59-02614 ⁽¹⁾	50	CL. 150	23	1	A	1,212.00
45-065-59-02614	65	CL. 150	29			1,301.00
45-080-59-02614	80	CL. 150	32		C	1,444.00
45-100-59-02614	100	CL. 150	36		C	2,051.00
45-150-59-02614	150	CL. 150	51			3,598.00
45-200-59-02614	200	CL. 150	77			4,319.00
45-250-59-026B4	250	CL. 150	129	1	B	5,754.00
45-300-59-026B4	300	CL. 150	194	4	C	8,519.00
45-350-5D-026B4	350	CL. 150	342	1	C	13,173.00
45-400-5D-026B4	400	CL. 150	369	1	C	12,310.00

⁽¹⁾ Not UL listed

55/26-003

Flanged resilient seat gate
valve with rising stem, OS&Y
AISI 316 stainless steel stem
UL/FM approved
Face-to-face dimension
according to ASME B16.10,
table 1, class 125
Ductile Iron
EPDM rubber
Fusion bonded epoxy coating
in compliance with DIN 3476
part 1 and EN 14901, GSK
approved

Clockwise to Close

Notice: ANSI 150 flange
drilling



AVK ref. no.	DN mm	Flange drilling	Theoretical weight/kg	Units/ pallet	Deliv. code	Gross Price EUR
55-450-26-02620001	450	CL. 150	728	1	B	33,444.00
55-500-26-02620001	500	CL. 150	783	1	B	35,088.00
55-600-26-02620001	600	CL. 150	1049	1	B	54,211.00

55/26-004

Flanged resilient seat gate
valve with rising stem, OS&Y
AISI 316 stainless steel stem
UL/FM approved
Face-to-face dimension
according to ASME B16.10,
table 1, class 125
Ductile Iron
EPDM rubber
Fusion bonded epoxy coating
in compliance with DIN 3476
part 1 and EN 14901, GSK
approved

Clockwise to Close

Notice: PN16 flange drilling



AVK ref. no.	DN mm	Flange drilling	Theoretical weight/kg	Units/ pallet	Deliv. code	Gross Price EUR
55-450-26-01620001	450	PN16	728	1	B	35,445.00
55-500-26-01620001	500	PN16	783	1	B	37,089.00
55-600-26-01620001	600	PN16	1049	1	B	56,214.00

Gate valves

55/2P-003

Flanged resilient seat gate valve with rising stem, OS&Y
Alu-bronze stem
UL/FM approved

Face-to-face dimension according to ASME B16.10, table 1, class 125

Ductile Iron
EPDM rubber

Fusion bonded epoxy coating in compliance with DIN 3476 part 1 and EN 14901, GSK approved

Clockwise to Close

Notice: ANSI 150 flange drilling



AVK ref. no.	DN mm	Flange drilling	Theoretical weight/kg	Units/ pallet	Deliv. code	Gross Price EUR
55-450-2P-02620001	450	CL. 150	728	1	B	36,248.00
55-500-2P-02620001	500	CL. 150	783	1	B	37,891.00
55-600-2P-02620001	600	CL. 150	1049	1	B	57,016.00

55/2P-004

Flanged resilient seat gate valve with rising stem, OS&Y
Alu-bronze stem
UL/FM approved

Face-to-face dimension according to ASME B16.10, table 1, class 125

Ductile Iron
EPDM rubber

Fusion bonded epoxy coating in compliance with DIN 3476 part 1 and EN 14901, GSK approved

Clockwise to Close

Notice: PN16 flange drilling



AVK ref. no.	DN mm	Flange drilling	Theoretical weight/kg	Units/ pallet	Deliv. code	Gross Price EUR
55-450-2P-01620001	450	PN16	728	1	B	38,250.00
55-500-2P-01620001	500	PN16	783	1	B	39,893.00
55-600-2P-01620001	600	PN16	1049	1	B	59,017.00

55/2H-003

Flanged resilient seat NRS gate valve with wrench nut
AISI 316 stainless steel stem
UL/FM approved

Face-to-face dimension according to ASME B16.10, table 1, class 125

Ductile Iron
EPDM rubber

Fusion bonded epoxy coating in compliance with DIN 3476 part 1 and EN 14901

Clockwise to Close

Notice: ANSI 150 flange drilling



AVK ref. no.	DN mm	Flange drilling	Theoretical weight/kg	Units/ pallet	Deliv. code	Gross Price EUR
55-450-2H-026640F1	450	CL. 150	644	1	B	28,038.00
55-500-2H-026640F1	500	CL. 150	699	1	B	29,500.00
55-600-2H-026640F1	600	CL. 150	959	1	B	38,532.00

55/2H-004

Flanged resilient seat NRS gate valve with wrench nut
AISI 316 stainless steel stem
UL/FM approved

Face-to-face dimension according to ASME B16.10, table 1, class 125

Ductile Iron

EPDM rubber

Fusion bonded epoxy coating in compliance with DIN 3476 part 1 and EN 14901

Clockwise to Close

Notice: PN16 flange drilling



AVK ref. no.	DN mm	Flange drilling	Theoretical weight/kg	Units/ pallet	Deliv. code	Gross Price EUR
55-450-2H-016640F1	450	PN16	644	1	B	30,040.00
55-500-2H-016640F1	500	PN16	699	1	B	31,462.00
55-600-2H-016640F1	600	PN16	959	1	B	40,493.00

55/23-003

Flanged resilient seat NRS gate valve with wrench nut
Alu-bronze stem
UL/FM approved

Face-to-face dimension according to ASME B16.10, table 1, class 125

Ductile Iron

EPDM rubber

Fusion bonded epoxy coating in compliance with DIN 3476 part 1 and EN 14901, GSK approved

Clockwise to Close

Notice: ANSI 150 flange drilling



AVK ref. no.	DN mm	Flange drilling	Theoretical weight/kg	Units/ pallet	Deliv. code	Gross Price EUR
55-450-23-026640F1	450	CL. 150	644	1	B	30,040.00
55-500-23-026640F1	500	CL. 150	699	1	B	31,501.00
55-600-23-026640F1	600	CL. 150	959	1	B	40,534.00

55/23-004

Flanged resilient seat NRS gate valve with wrench nut
Alu-bronze stem
UL/FM approved

Face-to-face dimension according to ASME B16.10, table 1, class 125

Ductile Iron

EPDM rubber

AWWA C550

Clockwise to Close

Notice: PN16 flange drilling



AVK ref. no.	DN mm	Flange drilling	Theoretical weight/kg	Units/ pallet	Deliv. code	Gross Price EUR
55-450-23-016640F1	450	PN16	644	1	B	32,043.00
55-500-23-016640F1	500	PN16	699	1	B	33,464.00
55-600-23-016640F1	600	PN16	959	1	B	42,495.00

Gate valves

55/2A-004

Flanged resilient seat NRS gate valve with post indicator flange
 AISI 316 stainless steel stem
 UL/FM approved
 Face-to-face dimension according to ASME B16.10, table 1, class 125
 Ductile Iron
 EPDM rubber
 Fusion bonded epoxy coating in compliance with DIN 3476 part 1 and EN 14901, GSK approved
 Clockwise to Close



AVK ref. no.	DN mm	Flange drilling	Theoretical weight/kg	Units/ pallet	Deliv. code	Gross Price EUR
55-450-2A-026640F1	450	CL. 150	648	1	B	28,437.00
55-500-2A-026640F1	500	CL. 150	703	1	B	29,899.00
55-600-2A-026640F1	600	CL. 150	963	1	B	38,931.00

Notice: ANSI 150 flange drilling

55/2A-011

Flanged resilient seat NRS gate valve with post indicator flange
 AISI 316 stainless steel stem
 UL/FM approved
 Face-to-face dimension according to ASME B16.10, table 1, class 125
 Ductile Iron
 EPDM rubber
 Fusion bonded epoxy coating in compliance with DIN 3476 part 1 and EN 14901, GSK approved
 Clockwise to Close



AVK ref. no.	DN mm	Flange drilling	Theoretical weight/kg	Units/ pallet	Deliv. code	Gross Price EUR
55-450-2A-016640F1	450	PN16	648	1	B	30,401.00
55-500-2A-016640F1	500	PN16	703	1	C	31,862.00
55-600-2A-016640F1	600	PN16	963	1	B	40,894.00

Notice: PN16 flange drilling

55/2Q-003

Flanged resilient seat NRS gate valve with post indicator flange
 Alu-bronze stem
 UL/FM approved
 Face-to-face dimension according to ASME B16.10, table 1, class 125
 Ductile Iron
 EPDM rubber
 Fusion bonded epoxy coating in compliance with DIN 3476 part 1 and EN 14901, GSK approved
 Clockwise to Close



AVK ref. no.	DN mm	Flange drilling	Theoretical weight/kg	Units/ pallet	Deliv. code	Gross Price EUR
55-450-2Q-026640F1	450	CL. 150	648	1	B	30,439.00
55-500-2Q-026640F1	500	CL. 150	703	1	B	31,903.00
55-600-2Q-026640F1	600	CL. 150	963	1	B	40,934.00

Notice: ANSI 150 flange drilling

55/2Q-004

Flanged resilient seat NRS gate valve with post indicator flange
 Alu-bronze stem
 UL/FM approved
 Face-to-face dimension according to ASME B16.10, table 1, class 125
 Ductile Iron
 EPDM rubber
 Fusion bonded epoxy coating in compliance with DIN 3476 part 1 and EN 14901, GSK approved
 Clockwise to Close



Notice: PN16 flange drilling

AVK ref. no.	DN mm	Flange drilling	Theoretical weight/kg	Units/ pallet	Deliv. code	Gross Price EUR
55-450-2Q-016640F1	450	PN16	648	1	B	32,402.00
55-500-2Q-016640F1	500	PN16	703	1	B	33,864.00
55-600-2Q-016640F1	600	PN16	963	1	B	42,897.00

06/35-013

Flanged gate valve with position indicator
 VdS approved
 Face-to-face dimension according to EN 558 Table 2 Basic Series 14
 Ductile Iron
 EPDM rubber
 Fusion bonded epoxy coating in compliance with DIN 3476 part 1 and EN 14901
 Clockwise to Close



AVK ref. no.	DN mm	Flange drilling	Theoretical weight/kg	Units/ pallet	Deliv. code	Gross Price EUR
06-050-35-01420	50	PN10/16	13	28	B	526.00
06-065-35-01420	65	PN10/16	16	20	B	614.00
06-080-35-01420	80	PN10/16	20	18	A	663.00
06-100-35-01420	100	PN10/16	27	16	A	733.00
06-125-35-01420	125	PN10/16	36	6	B	1,113.00
06-150-35-01420	150	PN10/16	51	5	A	1,246.00
06-200-35-00620	200	PN10	71	3	A	1,836.00
06-200-35-01620	200	PN16	71	3	A	1,959.00
06-250-35-00620 ⁽¹⁾	250	PN10	108	2	B	2,936.00
06-250-35-01620 ⁽¹⁾	250	PN16	108	2	B	2,951.00
06-300-35-00420 ⁽¹⁾	300	PN10	116	1	B	3,764.00
06-300-35-01420 ⁽¹⁾	300	PN16	116			3,764.00
06-350-35-00620 ⁽¹⁾	350	PN10	203	1	C	7,451.00
06-350-35-01620 ⁽¹⁾	350	PN16	203	1	C	7,451.00
06-400-35-00620 ⁽¹⁾	400	PN10	240	1	C	7,811.00
06-400-35-01620 ⁽¹⁾	400	PN16	240	1	B	7,707.00

⁽¹⁾ Not approved to VdS

06/37-003

Gate valve with grooved ends (AWWA C 606) and position indicator
 VdS approved
 Ductile Iron
 EPDM rubber
 Fusion bonded epoxy coating in compliance with DIN 3476 part 1 and EN 14901
 Clockwise to Close



AVK ref. no.	DN mm	Product PN Class	Theoretical weight/kg	Units/ pallet	Deliv. code	Gross Price EUR
06-050-37-09620	50	PN16	10	28	B	459.00
06-080-37-09620	80	PN16	15	20	B	650.00
06-100-37-09620	100	PN16	22	16	A	786.00
06-150-37-09620	150	PN16	44	5	A	1,252.00
06-200-37-09620	200	PN16	61	2	A	1,956.00
06-250-37-09620 ⁽¹⁾	250	PN16	94	2	B	2,819.00
06-300-37-09620 ⁽¹⁾	300	PN16	126	2	C	3,756.00

⁽¹⁾ Not approved to VdS

06/37-004

Gate valve with grooved ends (AWWA C 606), position indicator and external thread (EN10226 R) drilled bosses
 VdS approved
 Ductile Iron
 EPDM rubber
 Fusion bonded epoxy coating in compliance with DIN 3476 part 1 and EN 14901
 Clockwise to Close



AVK ref. no.	DN mm	Product PN Class	Theoretical weight/kg	Units/ pallet	Deliv. code	Gross Price EUR
06-050-37-0942006 ⁽¹⁾	50	PN16	10	28	C	513.00
06-080-37-0942006 ⁽¹⁾	80	PN16	15	20	C	721.00
06-100-37-0942006 ⁽¹⁾	100	PN16	22	16	C	863.00
06-150-37-0942006 ⁽²⁾	150	PN16	44	5	C	1,325.00
06-200-37-0942006 ⁽²⁾	200	PN16	61	2	C	2,059.00

⁽¹⁾ 2 drilled bosses

⁽²⁾ 4 drilled bosses

Gate valves

36/00-116

Gate valve with post indicator
flange and PE pipe ends

Ductile Iron

EPDM rubber

Fusion bonded epoxy coating
in compliance with DIN 3476
part 1 and EN 14901

Clockwise to Close



AVK ref. no.	DN mm	D mm	Product PN Class	Theoretical weight/kg	Units/ pallet	Deliv. code	Gross Price EUR
36-110-00-163	100	110	PN16	30	5	C	2,222.00
36-180-00-163	150	180	PN16	58	2	C	4,626.00
36-200-00-163	200	200	PN16	88	2	C	6,754.00
36-250-00-163	250	250	PN16	118	2	C	10,812.00
36-315-00-163	300	315	PN16	189	1	C	18,295.00

34/00-001

Post indicator
Telescopic
Above ground
UL/ULC Listed and FM
approved
Steel
Fusion bonded epoxy coating
in compliance with DIN 3476
part 1 and EN 14901
Clockwise to Close



AVK ref. no.	DN mm	T mm	Theoretical weight/kg	Units/ pallet	Deliv. code	Gross Price EUR
34-050-00-00010010 ⁽¹⁾	50	505 - 1090	72	10	C	2,977.00
34-065-00-00010010 ⁽¹⁾	65	505 - 1090	72		C	3,729.00
34-080-00-00010010 ⁽¹⁾	80	505 - 1090	72		C	3,729.00
34-080-00-02010010 ⁽¹⁾	80	1625 - 2210	100		C	3,329.00
34-100-00-00010010	100	505 - 1090	72	6	C	3,833.00
34-100-00-01010010	100	1065 - 1660	86	6	C	3,700.00
34-100-00-02010010	100	1625 - 2210	100	9	C	3,411.00
34-150-00-00010010	150	505 - 1090	72	6	C	3,729.00
34-150-00-01010010	150	1065 - 1660	86	4	C	3,700.00
34-150-00-02010010	150	1625 - 2210	100	6	C	4,131.00
34-200-00-00010010	200	505 - 1090	72	12	C	3,833.00
34-200-00-01010010	200	1065 - 1660	86	6	B	3,798.00
34-200-00-02010010	200	1625 - 2210	100	6	C	4,131.00
34-250-00-00010010	250	505 - 1090	72	6	C	3,729.00
34-250-00-01010010	250	1065 - 1660	86	6	C	3,798.00
34-250-00-02010010	250	1625 - 2210	100	6	C	3,886.00
34-300-00-00010010	300	505 - 1090	72	4	C	3,854.00
34-300-00-01010010	300	1065 - 1660	86	9	B	3,924.00
34-300-00-02010010	300	1625 - 2210	100	6	C	4,015.00
34-350-00-00010010	350	505 - 1090	72	6	C	3,854.00
34-350-00-01010010	350	1065 - 1660	86		C	4,078.00
34-350-00-02010010	350	1625 - 2210	100	6	C	3,555.00
34-400-00-00010010	400	505 - 1090	72	7	C	4,077.00
34-400-00-01010010	400	1065 - 1660	86	6	C	4,656.00
34-400-00-02010010	400	1625 - 2210	100	4	C	5,219.00
34-450-00-00010010	450	505 - 1090	72	4	C	5,028.00
34-450-00-01010010	450	1065 - 1660	86	4	C	5,028.00
34-450-00-02010010	450	1625 - 2210	100	47	C	5,028.00
34-500-00-00010010	500	505 - 1090	72		C	5,028.00
34-500-00-01010010	500	1065 - 1660	86		C	5,028.00
34-500-00-02010010	500	1625 - 2210	100	6	C	5,214.00
34-600-00-00010010	600	505 - 1090	72	6	C	5,286.00
34-600-00-01010010	600	1065 - 1660	86	6	C	5,097.00
34-600-00-02010010	600	1625 - 2210	100	6	C	5,097.00

⁽¹⁾ Not UL/ULC and FM approved

34/80-001

Post indicator
Wall type
UL/ULC Listed & FM approved
Ductile Iron
Fusion bonded epoxy coating
in compliance with DIN 3476
part 1 and EN 14901
Clockwise to Close



AVK ref. no.	DN mm	Stem length mm	Theoretical weight/kg	Units/ pallet	Deliv. code	Gross Price EUR
34-050-80-00010010 ⁽¹⁾	50	250	29	10	C	2,478.00
34-065-80-00010010 ⁽¹⁾	65	250	29		C	2,478.00
34-080-80-00010010 ⁽¹⁾	80	250	29		C	2,478.00
34-100-80-00010010	100	250	29	9	C	2,334.00
34-100-80-01010010	100	750	32	9	C	2,478.00
34-100-80-02010010	100	1250	34	9	C	2,478.00
34-150-80-00010010	150	250	29		C	2,420.00
34-150-80-01010010	150	750	32	6	C	2,569.00
34-150-80-02010010	150	1250	34		C	2,569.00
34-200-80-00010010	200	250	29	7	C	2,478.00
34-200-80-01010010	200	750	32	6	C	2,569.00
34-200-80-02010010	200	1250	34	2	C	2,569.00
34-250-80-00010010	250	250	29	1	C	2,334.00
34-250-80-01010010	250	750	32	1	C	2,478.00
34-250-80-02010010	250	1250	34	1	C	2,478.00
34-300-80-00010010	300	250	29	1	C	2,501.00
34-300-80-01010010	300	750	32	1	C	2,562.00
34-300-80-02010010	300	1250	34	1	C	2,562.00
34-350-80-01010010	350	750	32	6	C	2,492.00
34-350-80-02010010	350	1250	34		A	2,492.00
34-400-80-01010010	400	750	32	4	C	2,492.00

⁽¹⁾ Not UL/ULC and FM approved

Accessories

04/F-021

Telescopic extension spindle for gate valves, DN50-400 with spindle adaptor fitting to US type wrench nut #51
Key adaptor #23-32
L8 = Actual length
Polyethylene (PE)



AVK ref. no.	DN/DN	F3 mm	L8 mm	Theoretical weight/kg	Units/ pallet	Deliv. code	Gross Price EUR
04-200-4-00020001	50 - 400	23 - 32	450 - 700	3.9	51	C	235.00
04-200-4-05020001	50 - 400	23 - 32	650 - 1100	3.9	33	C	274.00
04-200-4-10020001	50 - 400	23 - 32	1050 - 1750	3.9	44	A	344.00
04-200-4-15020001	50 - 400	23 - 32	1700 - 2800	3.9	40	B	373.00

04/F-022

Telescopic extension spindle for gate valves, DN450-600 with spindle adaptor fitting to US type wrench nut #51
Key adaptor #23-32
L8 = Actual length
Polyethylene (PE)



AVK ref. no.	DN/DN	F3 mm	L8 mm	Theoretical weight/kg	Units/ pallet	Deliv. code	Gross Price EUR
04-851-4-00020501	450-600	23-32	450-650	4.8			399.00
04-851-4-05020501	450-600	23-32	600-950	5.4			432.00
04-851-4-10020501	450-600	23-32	900-1550	6.6			510.00
04-851-4-12020501	450-600	23-32	1500-2750	9.1			796.00
04-851-4-15020501	450-600	23-32	1700-2900	9.5			818.00
04-851-4-22020501	450-600	23-32	2700-5150	14			1,076.00

04/F-010

Fixed extension spindle for gate valves
Key adaptor #23-32
Stem adaptor #51
Polyethylene (PE)



AVK ref. no.	DN/DN	Pipe cover mm	Theoretical weight/kg	Units/ pallet	Deliv. code	Gross Price EUR
04-200-3-50020001	50 - 400	800	1.3	10	C	231.00
04-200-3-55020001	50 - 400	1000	1.3	33	C	264.00
04-200-3-60020001	50 - 400	1250	1.3	10	C	368.00
04-200-3-65020001	50 - 400	1500	1.3	20	C	368.00
04-200-3-75020001	50 - 400	2000	1.3	48	C	487.00
04-200-3-80020001	50 - 400	3000	1.3	20	C	749.00

04/74-001

Universal surface box for AVK telescopic extension spindles - Inscription "Fire"
Ductile Iron
AVK coating standard



AVK ref. no.	Theoretical weight/kg	Units/ pallet	Deliv. code	Gross Price EUR
04-003-74-200	11	28	B	326.00

04/15-001

T-key for gate valves
Steel
AVK coating standard



AVK ref. no.	Valve DN mm	F mm	Theoretical weight/kg	Units/ pallet	Deliv. code	Gross Price EUR
04-050-2000 ⁽¹⁾	25 - 50	20	2.2	50	A	422.00
04-050-2100 ⁽²⁾	40 - 600	28	2.7	50	A	436.00

⁽¹⁾ For service connection valve with stem cap or extension spindle with key adaptor # 14-22

⁽²⁾ For gate valves with stem cap or extension spindle with key adaptor # 23-32

04/11-002

Stem cap for AWWA valves
Ductile Iron
AVK coating standard
Clockwise to Close



AVK ref. no.	DN/DN	Theoretical weight/kg	Units/ pallet	Deliv. code	Gross Price EUR
04-032-11000	25 - 40	1.0		A	35.00
04-050-11000	50	1.0		A	35.00
04-100-11000	65 - 100	1.0		A	35.00
04-200-11000	150	1.1		A	35.00
04-250-11000	200 - 300	1.2		A	35.00
04-400-11000	350 - 400	1.2		A	35.00

08/A-011

Handwheel assembled with
bolt and washer
Cast iron
AVK coating standard



AVK ref. no.	DN/DN	D mm	F mm	Theoretical weight/kg	Units/ pallet	Deliv. code	Gross Price EUR
08-050-01-200	40 - 50	180	14	1.5		A	64.00
08-100-01-200	100 - 100	280	19	3.5	110	A	133.00
08-150-02-200	125 - 150	320	19	4.5	70	A	168.00
08-200-01-200	200 - 200	320	24	6.0	100	B	259.00
08-250-02-200	250 - 300	500	27	11	25	B	284.00

96/00-002

Limit switch IN62 and BI 2 for
AVK position indicator gate
valves - UL listed



AVK ref. no.	Units/ pallet	Deliv. code	Gross Price EUR
96-400-00003 ⁽¹⁾		C	178.00
96-400-00011 ⁽²⁾	200	A	173.00

- (1) IN62
(2) "BI 2"

96/00-001

Micro switch with bracket for
OS&Y valves
Valve size DN 50-400
UL listed / FM approved



AVK ref. no.	Units/ pallet	Deliv. code	Gross Price EUR
96-400-00001	70	A	924.00

96/00-007

Switch for post indicator
series 34 and OS&Y gate
valve series 145



AVK ref. no.	Units/ pallet	Deliv. code	Gross Price EUR
96-400-00002	188	A	885.00

20/908-001

Mounting kit for micro switch
(NRS valves)
Ductile Iron



AVK ref. no.	DN mm	Units/ pallet	Deliv. code	Gross Price EUR
20-065-90-800	50-65	150	A	124.00
20-080-90-800	80	500	A	124.00
20-100-90-800	100	500	A	124.00
20-125-90-800	125	150	A	124.00
20-150-90-800	150	500	A	124.00
20-200-90-800	200	500	A	124.00
20-250-90-800	250	250	A	124.00
20-300-90-800	300	100	A	132.00
20-400-90-800	350-400	100	A	134.00

UL & FM APPROVED FIRE HYDRANTS

AVK offers dry barrel hydrants designed for areas with frost as well as wet barrel hydrants for non-frost areas and a wide range of accessories such as traffic repair kits, nozzles and monitors.



Dry barrel fire hydrants

AVK dry barrel fire hydrants meet or exceed AWWA C-502 and are rated for a working pressure of 17.2 bar (250 PSI). They are designed for high performance, easy repair and minimum end user costs for labor and inventory. The breakable flange and stem rod coupling prevent leaking and enable easy

repair at traffic knock down. The fire hydrant's main valve has a ductile iron core which is fully encapsulated in EPDM rubber. The nozzle section can be rotated 360 degrees and the upper section of the fire hydrant is repairable under pressure.

Wet barrel fire hydrants

AVK wet barrel fire hydrants meet or exceed the

requirements of AWWA C503 and are rated for a working pressure of 13.7 bar (200 PSI). The shut-off device is directly at the outflow nozzle for hose or pumper connection which means that the fire hydrant is constantly filled with water and thus under pressure. The fire hydrant is mounted directly on the water main, giving full water pressure instantaneously when needed.

27/EI-010

Dry barrel fire hydrant
Modern type to AWWA C502
UL listed & FM approved
Stemrod AISI 316
2 x 2.5" NST hose nozzles +
1 x 4" NST pumper nozzle
Ductile Iron
EPDM fire hydrant main valve
Fusion bonded epoxy coating
in compliance with DIN 3476,
GSK approved, with polyester
top coating.



Clockwise to Close

AVK ref. no.	DN mm	Flange drilling	Bury depth mm	Theoretical weight/kg	Units/ pallet	Deliv. code	Gross Price EUR
27-EI-U0204-00008-CQ	150	ANSIB16.42	914	154		C	14,980.00
27-EI-U0205-00008-CQ	150	ANSIB16.42	1067	163		C	15,504.00
27-EI-U0206-00008-CQ	150	ANSIB16.42	1219	172		C	17,023.00
27-EI-U0207-00008-CQ	150	ANSIB16.42	1372	181		C	16,995.00
27-EI-U0208-00008-CQ	150	ANSIB16.1B	1524	190		C	17,781.00
27-EI-U0209-00008-CQ	150	ANSIB16.42	1677	199		C	19,531.00
27-EI-U0210-00008-CQ	150	ANSIB16.42	1829	208		C	19,677.00

27/JA-100

Dry barrel fire hydrant
Modern type to AWWA C502
UL/ULC listed - FM approved
Lateral elbow inlet
2 x 2.5" NST hose nozzles +
1 x 4" NST pumper nozzle
Ductile Iron
EPDM fire hydrant main valve
Fusion bonded epoxy coating
in compliance with DIN 3476,
GSK approved, with polyester
top coating.



Clockwise to Close

AVK ref. no.	DN mm	Flange drilling	Bury depth mm	Theoretical weight/kg	Units/ pallet	Deliv. code	Gross Price EUR
27-JA-00204-0000J-CP0007	150	ANSIB16.42	914	153	4	C	11,864.00
27-JA-00205-0000J-CP0007	150	ANSIB16.42	1067	161	4	C	12,003.00
27-JA-00206-0000J-CP0007	150	ANSIB16.42	1219	169	4	C	12,109.00
27-JA-00207-0000J-CP0007	150	ANSIB16.42	1372	177		C	12,450.00
27-JA-00208-0000J-CP0007	150	ANSIB16.42	1524	194		C	13,465.00
27-JA-00209-0000J-CP0007	150	ANSIB16.42	1676	202	1	C	14,448.00
27-JA-00210-0000J-CP0007	150	ANSIB16.42	1829	208	4	C	14,724.00
27-JA-00211-0000J-CP0007	150	ANSIB16.42	1981	219		C	15,071.00
27-JA-00212-0000J-CP0007	150	ANSIB16.42	2134	224		C	15,303.00

27/JA-110

Dry barrel fire hydrant
Modern type to AWWA C502
Straight inlet
2 x 2.5" NST hose nozzles +
1 x 4" NST pumper nozzle
Ductile Iron
EPDM fire hydrant main valve
Fusion bonded epoxy coating
in compliance with DIN 3476,
GSK approved, with polyester
top coating.
Clockwise to Close



AVK ref. no.	DN mm	Flange drilling	Bury depth mm	Theoretical weight/kg	Units/ pallet	Deliv. code	Gross Price EUR
27-JA-07205-0000J-CP0007	150	ANSIB16.42	1022	157		C	12,027.00

27/RQ-001

Dry barrel fire hydrant
Modern type to AWWA C502
Stem rod AISI 316
2 x 2.5" NST hose nozzles +
1 x 4" NST pumper nozzle
Ductile Iron
EPDM fire hydrant main valve
Fusion bonded epoxy coating
in compliance with DIN 3476,
GSK approved, with polyester
top coating.
Clockwise to Close



AVK ref. no.	DN mm	Flange drilling	Bury depth mm	Theoretical weight/kg	Units/ pallet	Deliv. code	Gross Price EUR
27-RQ-I0206-0000N-DC0076	150	ANSIB16.42	1219	190		C	16,844.00

27/RN-100

Dry barrel fire hydrant
Modern type to AWWA C502
UL/ULC listed, FM approved
2 x 2.5" NST hose nozzles +
1 x 4" NST pumper nozzle
Ductile Iron
EPDM fire hydrant main valve
Fusion bonded epoxy coating
in compliance with DIN 3476,
GSK approved, with polyester
top coating.
Clockwise to Close



AVK ref. no.	DN mm	Flange drilling	Bury depth mm	Theoretical weight/kg	Units/ pallet	Deliv. code	Gross Price EUR
27-RN-I0206-0000J-DC0006	150	ANSIB16.42	1219	167		C	13,183.00
27-RN-I0207-0000J-DC0006	150	ANSIB16.42	1372	178		C	13,414.00
27-RN-I0208-0000J-DC0006	150	ANSIB16.42	1524	194		C	14,339.00
27-RN-I0209-0000J-DC0006	150	ANSIB16.42	1676	202		C	14,609.00

27/70-001

Extension kit for dry barrel
hydrants



AVK ref. no.	L Inch	L mm	Theoretical weight/kg	Units/ pallet	Deliv. code	Gross Price EUR
27-150-70-000	6"	152,4	9.0	5	C	1,766.00
27-150-70-100	12"	304,8	18	5	C	2,449.00
27-150-70-200	18"	457,2	27	5	C	2,944.00
27-150-70-300	24"	609,6	36	5	C	4,054.00
27-150-70-400	30"	762,0	45	5	C	4,405.00
27-150-70-500	36"	914,4	54	5	C	4,976.00

27/00-002

6" base with PE 100 PN 16
connection for dry barrel fire
hydrants
Ductile Iron
AVK coating standard



AVK ref. no.	DNØ mm	Units/ pallet	Deliv. code	Gross Price EUR
27-150-690080	150 - 180	5	C	1,516.00

Hydrants

27/D1-001

Monitor elbow for dry barrel fire hydrants
Ductile Iron
AVK coating standard



AVK ref. no.	DN mm	Product PN Class	Theoretical weight/kg	Units/ pallet	Deliv. code	Gross Price EUR
27-080-89-11	80	PN16	35		C	1,735.00
27-080-89-12	80	ANSI CL150	35	4	C	1,735.00
27-100-89-11	100	PN16	40		C	1,865.00
27-100-89-12	100	ANSI CL150	40	10	C	1,900.00

27/00-004

Traffic repair kit for dry barrel fire hydrants
Ductile Iron
AVK coating standard



AVK ref. no.	DN mm	Theoretical weight/kg	Units/ pallet	Deliv. code	Gross Price EUR
27-150-75-1001 ⁽¹⁾	150	5.0	20	C	3,142.00
27-150-75-2001 ⁽²⁾	150	5.0		C	3,865.00

⁽¹⁾ Bolts & nuts in galvanized steel grade 8.8

⁽²⁾ Bolts & nuts in stainless steel

27/C4-005

Operating and seat wrench for dry barrel fire hydrants
Ductile Iron
AVK coating standard



AVK ref. no.	DN mm	Theoretical weight/kg	Units/ pallet	Deliv. code	Gross Price EUR
27-150-30-1001 ⁽¹⁾	150	2.7	40	C	1,436.00
27-150-30-4001 ⁽²⁾	150	2.3	100	A	164.00

⁽¹⁾ Seat wrench

⁽²⁾ Operating wrench

96/00-005

Nozzles for wet barrel and dry barrel hydrants



AVK ref. no.	Units/ pallet	Deliv. code	Gross Price EUR
96-450-00096 ⁽¹⁾		C	15,991.00
96-450-00097 ⁽²⁾		C	8,105.00
96-450-00098 ⁽³⁾		C	1,426.00

⁽¹⁾ Style 825-BC

⁽²⁾ Style 889-BC

⁽³⁾ Drum pick-up kit for style 889 nozzle

96/00-006

Compact monitor for wet barrel and dry barrel hydrants



AVK ref. no.	Units/ pallet	Deliv. code	Gross Price EUR
96-450-00093 ⁽¹⁾		C	10,050.00
96-450-00094 ⁽²⁾	12	C	14,555.00
96-450-00095 ⁽³⁾		C	19,580.00

⁽¹⁾ Style 649 monitor excl. nozzle

⁽²⁾ Incl. Style 825-BC nozzle

⁽³⁾ Incl. Style 889-BC self educting nozzle plus drum pick up kit

24/10-001

Wet barrel hydrant with 2 x 2 1/2" NST hose outlets, 1 x 4" or 1 x 4 1/2" NST pumper outlet (optionally 5" storz outlet)
 UL/FM approved
 Ductile Iron
 EPDM rubber
 Epoxy coating / UV-resistant polyester
 Clockwise to Close



AVK ref. no.	DN mm	Product PN Class	Theoretical weight/kg	Units/ pallet	Deliv. code	Gross Price EUR
24-150-10-00000001	150	CL150	46	2	C	13,379.00

24/70-001

Wet barrel hydrant with 1x2 1/2" + 1x4/4 1/2" outlets
 UL/FM approved
 Ductile Iron
 EPDM rubber
 Epoxy coating / UV-resistant polyester
 Clockwise to Close



AVK ref. no.	DN mm	Product PN Class	Theoretical weight/kg	Units/ pallet	Deliv. code	Gross Price EUR
24-150-70-00000001	150	PN16	62	2	C	5,529.00
24-150-70-00002901 ⁽¹⁾	150	PN16	62	2	C	5,529.00

⁽¹⁾ 4" BS 336 thread outlet

24/96-001

Wet barrel hydrant with 2x2 1/2" + 1x4/4 1/2" outlets
 UL/FM approved
 Ductile Iron
 EPDM rubber
 Epoxy coating / UV-resistant polyester
 Clockwise to Close



AVK ref. no.	DN mm	Product PN Class	Theoretical weight/kg	Units/ pallet	Deliv. code	Gross Price EUR
24-150-96-00000001	150	PN16	65	2	C	12,817.00
24-150-96-00002901 ⁽¹⁾	150	AWWA C503	186	2	C	13,376.00

⁽¹⁾ 4" BS 336 thread outlet

24/80-001

Breakable flange kit for wet barrel hydrants
 Ductile Iron
 EPDM rubber
 AWWA C550



AVK ref. no.	DN mm	Units/ pallet	Deliv. code	Gross Price EUR
24-150-AB-3297	150		C	4,016.00

Accessories

96/00-005

Nozzles for wet barrel and dry barrel hydrants



AVK ref. no.	Units/ pallet	Deliv. code	Gross Price EUR
96-450-00096 (1)		C	15,991.00
96-450-00097 (2)		C	8,105.00
96-450-00098 (3)		C	1,426.00

- (1) Style 825-BC
- (2) Style 889-BC
- (3) Drum pick-up kit for style 889 nozzle

96/00-006

Compact monitor for wet barrel and dry barrel hydrants



AVK ref. no.	Units/ pallet	Deliv. code	Gross Price EUR
96-450-00093 (1)		C	10,050.00
96-450-00094 (2)	12	C	14,555.00
96-450-00095 (3)		C	19,580.00

- (1) Style 649 monitor excl. nozzle
- (2) Incl. Style 825-BC nozzle
- (3) Incl. Style 889-BC self educting nozzle plus drum pick up kit

75/20-023

Centric butterfly valve with
fixed liner
Double flanged short
FM approved
Duplex disc
Face-to-face dimension
according to EN 558 Table 2
Basic Series 13
Ductile Iron
NBR rubber
Epoxy coating



AVK ref. no.	DN mm	Flange drilling	Theoretical weight/kg	Units/ pallet	Deliv. code	Gross Price EUR
75-0050-20-213002600204 ⁽¹⁾	50	PN16	8.0		C	4,035.00
75-0065-20-213002600204 ⁽¹⁾	65	PN16	9.0		C	4,196.00
75-0080-20-213002600204 ⁽¹⁾	80	PN16	11	10	C	4,303.00
75-0100-20-213002600204 ⁽¹⁾	100	PN16	13	10	C	4,852.00
75-0125-20-213002600204 ⁽¹⁾	125	PN16	17		C	5,175.00
75-0150-20-213002600204 ⁽¹⁾	150	PN16	23		C	5,926.00
75-0200-20-213001300204 ⁽¹⁾	200	PN10	32		C	7,051.00
75-0200-20-213002600204 ⁽¹⁾	200	PN16	32		C	10,891.00
75-0250-20-213001300204 ⁽¹⁾	250	PN10	50		C	12,582.00
75-0250-20-213002600204 ⁽¹⁾	250	PN16	50		C	15,730.00
75-0300-20-213001300204 ⁽¹⁾	300	PN10	65		C	26,783.00
75-0300-20-213002600204 ⁽¹⁾	300	PN16	65		C	26,245.00

⁽¹⁾ Disc material in duplex

75/31-023

Centric butterfly valve with
fixed liner
Semi lug
FM approved
Stainless steel disc
Face-to-face dimension
according EN 558 - Series
20
Ductile Iron
NBR rubber
Epoxy coating



AVK ref. no.	DN mm	Product PN Class	Theoretical weight/kg	Units/ pallet	Deliv. code	Gross Price EUR
75-0050-30-214202600204	50	PN16	2.8		C	932.00
75-0065-30-214202600204	65	PN16	3.6		C	966.00
75-0080-30-214202600204	80	PN16	3.9	10	C	966.00
75-0100-30-214202600204	100	PN16	5.1		C	1,084.00
75-0125-30-214202600204	125	PN16	7.0		C	1,281.00
75-0150-30-214202600204	150	PN16	9.5		C	1,684.00
75-0200-30-214202600204	200	PN16	14		C	2,451.00
75-0250-30-214201300204	250	PN10	24		C	4,035.00
75-0250-30-214202600204	250	PN16	24		C	4,035.00
75-0300-30-214201300204	300	PN10	36		C	5,078.00
75-0300-30-214202600204	300	PN16	36		C	5,078.00

Check valves

5190/00-001

Flanged swing check valve
PN10/16
UL/ULC approved
Ductile Iron



AVK ref. no.	DN mm	Theoretical weight/kg	Units/ pallet	Deliv. code	Gross Price EUR
5190-050-00-100	50	6.3	6	C	316.00
5190-065-00-100	65	9.2	4	C	473.00
5190-080-00-100	80	12	4	C	541.00
5190-100-00-100	100	19	2	C	773.00
5190-125-00-100	125	26		C	1,107.00
5190-150-00-100	150	32		C	1,367.00
5190-200-00-000	200	54		C	1,940.00
5190-200-00-100	200	54		C	1,940.00

5190/00-002

Flanged swing check valve
ANSI class 150
UL/ULC approved
Ductile Iron



AVK ref. no.	DN mm	Theoretical weight/kg	Units/ pallet	Deliv. code	Gross Price EUR
5190-050-00-200	50	6.3	4	C	327.00
5190-065-00-200	65	9.2	4	C	473.00
5190-080-00-200	80	12		C	561.00
5190-100-00-200	100	19		C	802.00
5190-125-00-200	125	26		C	1,107.00
5190-150-00-200	150	32		C	1,419.00
5190-200-00-200	200	54		C	1,940.00

5190/10-001

IPS grooved end swing check
valve
UL/ULC & FM approved
Ductile Iron



AVK ref. no.	DN mm	Dd mm	Theoretical weight/kg	Units/ pallet	Deliv. code	Gross Price EUR
5190-050-10-900	50	60,3	2.5	4	C	255.00
5190-065-10-900	65	73,0	4.0	4	C	278.00
5190-076-10-900	65	76,1	4.0	4	C	278.00
5190-080-10-900	80	88,9	6.0	2	C	313.00
5190-100-10-900	100	114,3	9.0		C	395.00
5190-125-10-900	125	141,3	15		C	661.00
5190-139-10-900	125	139,7	15		C	661.00
5190-200-10-900	200	219,1	35		C	1,158.00

5190/20-001

Grooved end riser (shotgun)
swing check valve
UL/ULC/FM approved
Ductile Iron



AVK ref. no.	DN mm	Dd mm	Theoretical weight/kg	Units/ pallet	Deliv. code	Gross Price EUR
5190-050-20-900	50	60,3	2.5	4	C	285.00
5190-065-20-900	65	73,0	4.0	4	C	309.00
5190-076-20-900	65	76,1	4.0	4	C	309.00
5190-080-20-900	80	88,9	6.0	2	C	330.00
5190-100-20-900	100	114,3	9.0		C	414.00
5190-125-20-900	125	141,3	15		C	711.00
5190-139-20-900	125	139,7	15		C	711.00
5190-150-20-900	150	168,3	19		C	817.00
5190-200-20-900	200	219,1	35		C	1,211.00



FIRE HYDRANTS USED IN WATER SUPPLY

AVK offers a wide range of fire hydrants for above and underground installation and in a wealth of variants to meet our customers' needs.

Our above-ground fire hydrants offer a high level of safety due to a predetermined breaking point, protected signal colouring, easy maintenance and optimal sealing. We offer hydrants with manual or automatic drainage and single shut-off or additional ball shut-off. Our range also includes fire hydrants with built-in battery-operated IoT sensors for remote monitoring making it easier to distinguish between real water loss and necessary use of water.

Our range of underground fire hydrants includes single shut-off fire hydrants with one-piece housing, double shut-off fire hydrants with two-piece housing, free flow fire hydrants and fire hydrants with backflow protection.



84/05-003

Above-ground fire hydrant model P7 with 2 x hose storz B
Ductile Iron
Polyurethane vulcanized plug
Fusion bonded epoxy coating to DIN 3476 part 1 and EN 14901 externally, enamel to DEV internally



AVK ref. no.	DN mm	Product PN Class	Pipe cover mm	Units/ pallet	Deliv. code	Gross Price EUR
84-080-05-211010	80	PN16	1000	4	C	9,053.00
84-080-05-311010	80	PN16	1250	4	C	9,301.00
84-080-05-411010	80	PN16	1500	4	C	9,574.00
84-100-05-211010	100	PN16	1000	4	C	9,659.00
84-100-05-311010	100	PN16	1250	4	C	9,958.00
84-100-05-411010	100	PN16	1500	3	C	10,504.00

84/16-003

Above-ground fire hydrant model P7 with 2 x hose storz B / 1 x pumper A-storz outlet
Ductile Iron
Polyurethane vulcanized plug
Fusion bonded epoxy coating to DIN 3476 part 1 and EN 14901 externally, enamel to DEV internally



AVK ref. no.	DN mm	Product PN Class	Pipe cover mm	Units/ pallet	Deliv. code	Gross Price EUR
84-100-16-211010	100	PN16	1000	4	C	10,354.00
84-100-16-311010	100	PN16	1250	4	C	10,794.00
84-100-16-411010	100	PN16	1500	4	C	11,014.00

84/25-003

Above-ground fire hydrant with drop-down cover
Model P7 - Type C
Ductile Iron
Polyurethane vulcanized plug
Fusion bonded epoxy coating to DIN 3476 part 1 and EN 14901 externally, enamel to DEV internally



AVK ref. no.	DN mm	Product PN Class	Pipe cover mm	Units/ pallet	Deliv. code	Gross Price EUR
84-100-25-211013 ⁽¹⁾	100	PN16	1000	4	C	21,821.00
84-100-25-211014	100	PN16	1000	4	C	21,821.00
84-100-25-311013 ⁽¹⁾	100	PN16	1250	4	C	22,568.00
84-100-25-311014	100	PN16	1250	4	C	22,568.00
84-100-25-411013 ⁽¹⁾	100	PN16	1500	4	C	23,091.00
84-100-25-411014	100	PN16	1500	4	C	23,091.00

⁽¹⁾ White/red/white reflection tape at drop down cover

84/45-003

Above-ground fire hydrant
Model P7 "Nostalgia" with 2 x
hose storz B
Ductile Iron
Polyurethane vulcanized plug
Fusion bonded epoxy coating
to DIN 3476 part 1 and EN
14901 externally, enamel to
DEV internally



AVK ref. no.	DN mm	Product PN Class	Pipe cover mm	Units/ pallet	Deliv. code	Gross Price EUR
84-080-45-211011	80	PN16	1000	4	C	12,261.00
84-080-45-211062 ⁽¹⁾	80	PN16	1000	4	C	13,799.00
84-080-45-311011	80	PN16	1250		C	12,992.00
84-080-45-311062 ⁽¹⁾	80	PN16	1250	4	C	14,585.00
84-080-45-411011	80	PN16	1500	4	C	12,854.00
84-080-45-411062 ⁽¹⁾	80	PN16	1500	4	C	14,392.00

⁽¹⁾ Hydrant body red enamelled outside

84/51-003

Above-ground fire hydrant
model P7 "Nostalgia" with 2 x
hose storz B / 1 x pumper
nozzle A outlet
Ductile Iron
Polyurethane vulcanized plug
Fusion bonded epoxy coating
to DIN 3476 part 1 and EN
14901 externally, enamel to
DEV internally
Clockwise to Close



AVK ref. no.	DN mm	Product PN Class	Pipe cover mm	Theoretical weight/kg	Units/ pallet	Deliv. code	Gross Price EUR
84-100-51-211011	100	PN16	1000	93		C	11,178.00
84-100-51-211062 ⁽¹⁾	100	PN16	1000	93		C	12,566.00
84-100-51-311011	100	PN16	1250	98		C	11,680.00
84-100-51-311062 ⁽¹⁾	100	PN16	1250	98		C	12,912.00
84-100-51-411062 ⁽¹⁾	100	PN16	1500	105		C	12,103.00

⁽¹⁾ Hydrant body red enamelled outside

84/72-003

Above-ground fire hydrant
model P7 "Niro" with 2 x
hose storz B,
Upper barrel of stainless steel
Polyurethane vulcanized plug
Fusion bonded epoxy coating
in compliance with DIN 3476
part 1 and EN 14901



AVK ref. no.	DN mm	Product PN Class	Pipe cover mm	Units/ pallet	Deliv. code	Gross Price EUR
84-080-72-211011	80	PN16	1000	4	C	15,083.00
84-080-72-311011	80	PN16	1250	4	C	15,407.00
84-080-72-411011	80	PN16	1500	4	C	15,732.00
84-100-72-211011	100	PN16	1000	4	C	17,186.00
84-100-72-311011	100	PN16	1250	4	C	18,078.00
84-100-72-411011	100	PN16	1500	4	C	18,964.00

84/82-003

Above-ground fire hydrant
model P7 "Niro" with 2 x
hose storz B / 1 x pumper
storz A outlet,
Upper barrel of stainless steel
Polyurethane vulcanized plug
Fusion bonded epoxy coating
in compliance with DIN 3476
part 1 and EN 14901



AVK ref. no.	DN mm	Product PN Class	Pipe cover mm	Units/ pallet	Deliv. code	Gross Price EUR
84-100-82-211011	100	PN16	1000	4	C	19,659.00
84-100-82-311011	100	PN16	1250	4	C	20,723.00
84-100-82-411011	100	PN16	1500	4	C	20,309.00

84/90-001

Above-ground fire hydrant
model N7 without traffic
break-away design (Type A)
Single shut-off,
Upper barrel of stainless steel
Polyurethane vulcanized plug
Fusion bonded epoxy coating
in compliance with DIN 3476
part 1 and EN 14901



AVK ref. no.	DN mm	Product PN Class	Pipe cover mm	Units/ pallet	Deliv. code	Gross Price EUR
84-080-90-21101010 ⁽¹⁾	80	PN16	1000	4	C	3,951.00
84-080-90-21101015 ⁽²⁾	80	PN16	1000	4	C	4,555.00
84-080-90-31101015 ⁽²⁾	80	PN16	1250	4	C	4,774.00
84-080-90-41101015 ⁽²⁾	80	PN16	1500	4	C	4,769.00
84-100-90-21101010 ⁽¹⁾	100	PN16	1000	4	C	5,019.00
84-100-90-21101012 ⁽³⁾	100	PN16	1000	4	C	5,428.00
84-100-90-31101010 ⁽¹⁾	100	PN16	1250	4	C	5,069.00
84-100-90-31101012 ⁽³⁾	100	PN16	1250	4	C	5,706.00
84-100-90-41101010 ⁽¹⁾	100	PN16	1500	4	C	5,224.00
84-100-90-41101012 ⁽³⁾	100	PN16	1500	3	C	6,363.00

⁽¹⁾ 2 x coupling B

⁽²⁾ 2 x coupling C, 1 x coupling B

⁽³⁾ 2 x coupling B, 1 x coupling A

Fire hydrants used in water supply

84/91-001

Above-ground fire hydrant model N7 with traffic break-away design (Type C)
Single shut-off
Upper barrel of stainless steel
Polyurethane vulcanized plug
Fusion bonded epoxy coating in compliance with DIN 3476 part 1 and EN 14901



AVK ref. no.	DN mm	Product PN Class	Pipe cover mm	Units/ pallet	Deliv. code	Gross Price EUR
84-080-91-21101015 ⁽¹⁾	80	PN16	1000	4	C	4,898.00
84-080-91-31101015 ⁽¹⁾	80	PN16	1250	2	C	5,124.00
84-080-91-41101010 ⁽²⁾	80	PN16	1500	2	C	4,664.00
84-080-91-41101015 ⁽¹⁾	80	PN16	1500	2	C	4,935.00
84-100-91-21101010 ⁽²⁾	100	PN16	1000	4	C	5,350.00
84-100-91-21101012 ⁽³⁾	100	PN16	1000	3	C	6,259.00
84-100-91-31101010 ⁽²⁾	100	PN16	1250	4	C	6,962.00
84-100-91-31101012 ⁽³⁾	100	PN16	1250	4	C	6,400.00
84-100-91-41101010 ⁽²⁾	100	PN16	1500	4	C	5,749.00

⁽¹⁾ 2 x coupling C, 1 x coupling B

⁽²⁾ 2 x coupling B

⁽³⁾ 2 x coupling B, 1 x coupling A

84/92-001

Above-ground fire hydrant model N7 without traffic break-away design (Type A)
Double shut-off,
Upper barrel of stainless steel
Polyurethane vulcanized plug
Fusion bonded epoxy coating in compliance with DIN 3476 part 1 and EN 14901



AVK ref. no.	DN mm	Product PN Class	Pipe cover mm	Units/ pallet	Deliv. code	Gross Price EUR
84-080-92-21101015 ⁽¹⁾	80	PN16	1000		C	4,821.00
84-080-92-31101010 ⁽²⁾	80	PN16	1250		C	4,594.00
84-080-92-31101015 ⁽¹⁾	80	PN16	1250		C	4,866.00
84-080-92-41101010 ⁽²⁾	80	PN16	1500		C	4,592.00
84-080-92-41101015 ⁽¹⁾	80	PN16	1500		C	4,862.00
84-100-92-31101010 ⁽²⁾	100	PN16	1250	4	C	6,083.00
84-100-92-31101012 ⁽³⁾	100	PN16	1250	4	C	9,107.00

⁽¹⁾ 2 x coupling C, 1 x coupling B

⁽²⁾ 2 x coupling B

⁽³⁾ 2 x coupling B, 1 x coupling A

84/93-001

Above-ground fire hydrant model N7 with traffic break-away design (Type C)
Double shut-off,
Upper barrel of stainless steel
Ductile Iron
Polyurethane vulcanized plug
Fusion bonded epoxy coating in compliance with DIN 3476 part 1 and EN 14901



AVK ref. no.	DN mm	Product PN Class	Pipe cover mm	Units/ pallet	Deliv. code	Gross Price EUR
84-080-93-21101010 ⁽¹⁾	80	PN16	1000	4	C	5,383.00
84-080-93-21101011 ⁽²⁾	80	PN16	1000	4	C	5,647.00
84-080-93-21101015 ⁽³⁾	80	PN16	1000	4	C	5,501.00
84-080-93-31101010 ⁽¹⁾	80	PN16	1250	4	C	5,640.00
84-080-93-31101015 ⁽³⁾	80	PN16	1250	4	C	5,751.00
84-080-93-41101010 ⁽¹⁾	80	PN16	1500	4	C	5,635.00
84-080-93-41101015 ⁽³⁾	80	PN16	1500	4	C	5,746.00
84-100-93-21101010 ⁽¹⁾	100	PN16	1000	10	C	5,805.00
84-100-93-31101010 ⁽¹⁾	100	PN16	1250	10	C	5,822.00
84-100-93-31101012 ⁽⁴⁾	100	PN16	1250	4	C	7,512.00
84-100-93-41101010 ⁽¹⁾	100	PN16	1500	4	C	5,987.00
84-100-93-41101012 ⁽⁴⁾	100	PN16	1500	4	C	7,734.00

⁽¹⁾ 2 x coupling B

⁽²⁾ 2 x coupling B, 1 x coupling C

⁽³⁾ 2 x coupling C, 1 x coupling B

⁽⁴⁾ 2 x coupling B, 1 x coupling A

84/93-003

Above-ground fire hydrant model N7 with traffic break-away design (Type C)
Double shut-off
Ductile Iron
Polyurethane vulcanized plug
Fusion bonded epoxy coating in compliance with DIN 3476 part 1 and EN 14901



AVK ref. no.	DN mm	Product PN Class	Pipe cover mm	Units/ pallet	Deliv. code	Gross Price EUR
84-080-93-2110101004	80	PN16	1000	6	C	5,347.00
84-080-93-3110101004	80	PN16	1250	4	C	5,486.00
84-080-93-4110101004	80	PN16	1500	4	C	5,437.00

84/B-001

Collision repair kit for P7
"Nostalgia" above-ground fire
hydrants
Incl. O-ring/bolts/titan
bushings and plugs



AVK ref. no.	DN mm	Theoretical weight/kg	Units/ pallet	Deliv. code	Gross Price EUR
140572	80	0.3		C	1,141.00
140573	100	0.3		C	1,141.00

3002/002-001

VIDI Cap for storz B
Smart hydrant cap



Transmits position
information (open or closed)
via radio communication
CE-approved
RED-approved
Battery life: Up to 10 years
IP68

AVK ref. no.	Communi- cation	Key	Theoretical weight/kg	Units/ pallet	Deliv. code	Gross Price
3002-002-003-000	LORA	TRIANGLE	0.9		C	On request
3002-002-004-000	LORA	OVAL	0.9		C	On request
3002-002-008-000	NB-IOT	TRIANGLE	0.9		C	On request
3002-002-009-000	NB-IOT	OVAL	0.9		C	On request

Fire hydrants used in water supply

09/20-001

Above-ground fire hydrant
1 x 3" B Storz hose nozzles
Type B
Aluminum
Fusion bonded epoxy coating
in compliance with DIN 3476
part 1 and EN 14901



AVK ref. no.	DN mm	Range mm	Product PN Class	Theoretical weight/kg	Units/ pallet	Deliv. code	Gross Price EUR
09-080-20-3021 ⁽¹⁾	80	1050 - 1550	PN10	60		C	6,159.00

(1) Manual drainage

09/30-001

Above-ground fire hydrant
1 x 3" B Storz hose nozzles
Type B
Ductile Iron
Fusion bonded epoxy coating
in compliance with DIN 3476
part 1 and EN 14901



AVK ref. no.	DN mm	Range mm	Product PN Class	Theoretical weight/kg	Units/ pallet	Deliv. code	Gross Price EUR
09-080-30-1027 ⁽¹⁾	80	1050 - 1550	PN10	75	4	A	6,386.00
09-080-30-102710 ⁽²⁾	80	1050 - 1550	PN10	75	4	B	6,877.00
09-080-30-3027 ⁽³⁾	80	1050 - 1550	PN10	75	4	B	6,877.00
09-080-30-302710 ⁽⁴⁾	80	1050 - 1550	PN10	75	4	C	7,366.00

(1) Automatic drainage
(2) Automatic drainage and with additional ball shut off system
(3) Manual drainage
(4) Manual drainage and with additional ball shut off system

09/50-001

Above-ground fire hydrant
1 X 4" / DN 100 Storz hose
nozzle
Type A
Aluminum
Fusion bonded epoxy coating
in compliance with DIN 3476
part 1 and EN 14901



AVK ref. no.	DN mm	Range mm	Product PN Class	Theoretical weight/kg	Units/ pallet	Deliv. code	Gross Price EUR
09-100-50-20 ⁽¹⁾	100	1050 - 1550	PN10	83	4	B	9,893.00
09-100-50-30 ⁽²⁾	100	1050 - 1550	PN10	83	4	B	10,250.00

(1) Automatic drainage
(2) Manual drainage

09/90-001

Above-ground fire hydrant
2 x 3" B Storz hose nozzles
Automatic drainage
Aluminum
Fusion bonded epoxy coating
in compliance with DIN 3476
part 1 and EN 14901



AVK ref. no.	DN mm	Theoretical weight/kg	Units/ pallet	Deliv. code	Gross Price EUR
09-100-90-201	100	55	4	A	8,052.00


29/40-003

Underground fire hydrant to EN 1074-6

Ductile Iron
EPDM rubber

Fusion bonded epoxy coating in compliance with DIN 3476 part 1 and EN 14901

Clockwise to Close



AVK ref. no.	DN mm	Product PN Class	Connection	Theoretical weight/kg	Units/ pallet	Deliv. code	Gross Price EUR
29-100-40-0101 ⁽¹⁾	100	PN16	Bayonet	30		A	1,289.00
29-100-40-0102 ⁽²⁾	100	PN16	3" Storz	30		A	2,688.00
29-100-40-0103 ⁽³⁾	100	PN16	3" NOR	30		A	3,653.00
29-100-40-0104 ⁽⁴⁾	100	PN16	4" Storz	30		A	3,702.00
29-100-40-0111 ⁽⁵⁾	100	PN16	Bayonet - aut. drain	30		B	1,380.00
29-100-40-0112 ⁽⁶⁾	100	PN16	3" Storz - aut. drain	30		B	2,779.00
29-100-40-0113 ⁽⁷⁾	100	PN16	3" NOR - aut. drain	30		B	3,722.00
29-100-40-0114 ⁽⁸⁾	100	PN16	4" Storz - aut. drain	30		B	3,793.00

⁽¹⁾ With bayonet coupling

⁽²⁾ With 3" storz coupling

⁽³⁾ With 3" NOR coupling

⁽⁴⁾ With 4" storz coupling

⁽⁵⁾ With bayonet coupling and automatic drain

⁽⁶⁾ With 3" storz coupling and automatic drain

⁽⁷⁾ With 3" NOR coupling and automatic drain

⁽⁸⁾ With 4" storz coupling and automatic drain

29/50-01

Underground fire hydrant with bayonet coupling to EN 1074-6

Ductile Iron
EPDM rubber

Fusion bonded epoxy coating in compliance with DIN 3476 part 1 and EN 14901

Clockwise to Close



AVK ref. no.	DN mm	H3 mm	Theoretical weight/kg	Units/ pallet	Deliv. code	Gross Price EUR
29-100-50-011510	100	865	22		C	3,886.00
29-100-50-011511	100	1115	22		C	4,065.00
29-100-50-011512	100	1365	22		C	4,262.00
29-100-50-011513	100	1615	22		C	4,457.00
29-100-50-011514	100	1865	22		C	4,819.00
29-100-50-011515	100	1975	22		C	5,176.00
29-100-50-011516	100	2115	22		C	5,394.00
29-100-50-011517	100	2365	22		C	5,611.00

29/50-002

Underground fire hydrant GOST outlet to EN 1074-6

Ductile Iron
EPDM rubber

Fusion bonded epoxy coating in compliance with DIN 3476 part 1 and EN 14901

Clockwise to Close



AVK ref. no.	DN mm	H3 mm	Theoretical weight/kg	Units/ pallet	Deliv. code	Gross Price EUR
29-100-50-011710	100	916	38	4	B	3,545.00
29-100-50-011711	100	1166	40	4	B	3,966.00
29-100-50-011712	100	1416	42	4	B	4,337.00
29-100-50-011713	100	1666	43	4	B	4,702.00
29-100-50-011714	100	1916	45	4	B	5,119.00
29-100-50-011715	100	2026	46	4	B	5,535.00
29-100-50-011716	100	2166	47	4	B	5,951.00
29-100-50-011717	100	2416	48	4	B	6,506.00

29/54-001

Underground fire hydrant without cap screw GOST outlet to EN 1074-6

Ductile Iron
EPDM rubber

Fusion bonded epoxy coating in compliance with DIN 3476 part 1 and EN 14901

Clockwise to Close



AVK ref. no.	DN mm	H3 mm	Theoretical weight/kg	Units/ pallet	Deliv. code	Gross Price EUR
29-100-54-011710	100	920	35	4	B	3,343.00
29-100-54-011711	100	1120	37	4	B	3,764.00
29-100-54-011712	100	1370	39	4	B	4,136.00
29-100-54-011713	100	1620	40	4	B	4,503.00
29-100-54-011714	100	1920	42	4	B	4,919.00
29-100-54-011715	100	2020	43	4	B	5,335.00
29-100-54-011716	100	2120	44	4	B	5,750.00
29-100-54-011717	100	2420	45	4	B	6,305.00

29/78-007

Free flow underground fire hydrant

Ductile Iron
EPDM rubber

Fusion bonded epoxy coating in compliance with DIN 3476 part 1 and EN 14901

Clockwise to Close



AVK ref. no.	DN mm	Product PN Class	Pipe cover mm	Theoretical weight/kg	Units/ pallet	Deliv. code	Gross Price EUR
29-080-78-1101500096	80	PN16	750	34		C	5,584.00
29-080-78-2101500096	80	PN16	1000	35		C	5,748.00
29-080-78-3101500096	80	PN16	1250	36		C	5,910.00
29-080-78-4101500096	80	PN16	1500	37		C	6,076.00

Fire hydrants used in water supply

35/31-004

Underground fire hydrant to EN 14339
Single shut off
Ductile Iron
Polyurethane vulcanized plug
Fusion bonded epoxy coating in compliance with DIN 3476 part 1 and EN 14901, GSK approved
Clockwise to Close



AVK ref. no.	DN mm	Pipe cover mm	Theoretical weight/kg	Units/ pallet	Deliv. code	Gross Price EUR
35-080-31-11015 ⁽¹⁾	80	750	21	20	C	1,756.00
35-080-31-11020 ⁽²⁾	80	750	21	10	C	2,082.00
35-080-31-11021 ⁽³⁾	80	750	21		C	1,943.00
35-080-31-21015 ⁽¹⁾	80	1000	25	20	C	1,888.00
35-080-31-21020 ⁽²⁾	80	1000	25	20	C	2,446.00
35-080-31-21021 ⁽³⁾	80	1000	25		C	2,275.00
35-080-31-31015 ⁽¹⁾	80	1250	29	16	C	2,112.00
35-080-31-31020 ⁽²⁾	80	1250	29	16	C	2,506.00
35-080-31-31021 ⁽³⁾	80	1250	29		C	2,612.00
35-080-31-41015 ⁽¹⁾	80	1500	33	8	C	2,475.00
35-080-31-41020 ⁽²⁾	80	1500	33	8	C	2,302.00
35-080-31-41021 ⁽³⁾	80	1500	33		C	2,195.00

⁽¹⁾ Cover with chain

⁽²⁾ Bayonet coupling and self-closing cover

⁽³⁾ With open lid

35/32-003

Underground fire hydrant w. self closing cover to EN 14339 - Single shut off
Seat stainless steel
Ductile Iron
Polyurethane vulcanized plug
Fusion bonded epoxy coating in compliance with DIN 3476 part 1 and EN 14901, GSK approved
Clockwise to Close



AVK ref. no.	DN mm	Pipe cover mm	Theoretical weight/kg	Units/ pallet	Deliv. code	Gross Price EUR
35-080-32-11020	80	750	21	10	C	2,301.00
35-080-32-21020	80	1000	25	20	C	2,427.00
35-080-32-31020	80	1250	29	16	C	2,753.00
35-080-32-41020	80	1500	33	16	C	3,318.00

35/72-100

Underground fire hydrant to GOST 53961-2010
Ductile Iron
Polyurethane vulcanized plug
Fusion bonded epoxy coating in compliance with DIN 3476 part 1 and EN 14901, GSK approved
Clockwise to Close



AVK ref. no.	DN mm	H3 mm	Theoretical weight/kg	Units/ pallet	Deliv. code	Gross Price EUR
35-125-72-0710020001	125	750	44		A	2,708.00
35-125-72-0710030001 ⁽¹⁾	125	750	48		A	2,787.00
35-125-72-0810020001	125	1000	49	4	C	2,882.00
35-125-72-0810030001 ⁽¹⁾	125	1000	53	6	C	2,960.00
35-125-72-0910020001	125	1250	54	4	C	3,355.00
35-125-72-0910030001 ⁽¹⁾	125	1250	59	4	A	3,473.00
35-125-72-1010020001	125	1500	63	4	A	3,553.00
35-125-72-1010030001 ⁽¹⁾	125	1500	68	4	C	3,679.00
35-125-72-1110020001	125	1750	68	4	A	3,789.00
35-125-72-1110030001 ⁽¹⁾	125	1750	73	4	C	3,869.00
35-125-72-1210020001	125	2000	78	4	A	3,946.00
35-125-72-1210030001 ⁽¹⁾	125	2000	83	4	C	4,026.00
35-125-72-1310020001	125	2250	83	4	A	4,144.00
35-125-72-1310030001 ⁽¹⁾	125	2250	88	4	C	4,223.00
35-125-72-1410020001	125	2500	88	4	C	4,342.00
35-125-72-1410030001 ⁽¹⁾	125	2500	93	4	C	4,421.00
35-125-72-1510020001	125	2750	98	4	A	4,776.00
35-125-72-1510030001 ⁽¹⁾	125	2750	103	4	C	4,855.00
35-125-72-1610020001	125	3000	103	4	C	5,053.00
35-125-72-1610030001 ⁽¹⁾	125	3000	108	4	C	5,154.00
35-125-72-1710020001	125	3250	108	4	C	5,329.00
35-125-72-1710030001 ⁽¹⁾	125	3250	113	4	C	5,446.00
35-125-72-1810020001	125	3500	118	4	C	5,605.00
35-125-72-1810030001 ⁽¹⁾	125	3500	123	4	C	5,683.00
35-125-72-1910020001	125	3750	123	4	C	5,960.00
35-125-72-1910030001 ⁽¹⁾	125	3750	128	4	C	6,039.00
35-125-72-2010020001	125	4000	128	4	C	6,299.00
35-125-72-2010030001 ⁽¹⁾	125	4000	133	4	C	6,411.00

⁽¹⁾ Ductile iron cap, threaded

35/72-200

Underground fire hydrant to
GOST 53961-2010

Ductile Iron

Polyurethane vulcanized plug

Fusion bonded epoxy coating
in compliance with DIN 3476
part 1 and EN 14901, GSK
approved

Clockwise to Close



AVK ref. no.	DN mm	H3 mm	Theoretical weight/kg	Units/ pallet	Deliv. code	Gross Price EUR
35-125-72-0720020001	100	765,4	38	6	C	2,841.00
35-125-72-0820020001	100	1015,4	44	4		3,040.00
35-125-72-0920020001	100	1265,4	49	4	C	3,434.00
35-125-72-1020020001	100	1515,4	58	4	C	3,630.00
35-125-72-1120020001	100	1765,4	63	4	C	3,986.00
35-125-72-1220020001	100	2015,4	73	4	C	4,262.00
35-125-72-1320020001	100	2265,4	78			4,578.00
35-125-72-1420020001	100	2515,4	83			4,933.00
35-125-72-1520020001	100	2765,4	93			5,210.00
35-125-72-1620020001	100	3015,4	98	4		5,526.00
35-125-72-1720020001	100	3265,4	103			5,881.00
35-125-72-1820020001	100	3515,4	113			6,158.00
35-125-72-1920020001	100	3765,4	118			6,631.00
35-125-72-2020020001	100	4015,4	123			7,026.00

35/81-010

Underground fire hydrant to
EN 14339

Double shut off

Ductile Iron

Polyurethane vulcanized plug

Fusion bonded epoxy coating
in compliance with DIN 3476
part 1 and EN 14901, GSK
approved

Clockwise to Close



AVK ref. no.	DN mm	Pipe cover mm	Theoretical weight/kg	Units/ pallet	Deliv. code	Gross Price EUR
35-080-81-11015 ⁽¹⁾	80	800	27	8	C	2,769.00
35-080-81-11020 ⁽²⁾	80	800	27	8	C	2,670.00
35-080-81-21015 ⁽¹⁾	80	1000	31	8	C	2,985.00
35-080-81-21020 ⁽²⁾	80	1000	31	8	C	2,985.00
35-080-81-31015 ⁽¹⁾	80	1250	34	8	C	3,272.00
35-080-81-31020 ⁽²⁾	80	1250	34	8	C	3,272.00
35-080-81-41015 ⁽¹⁾	80	1500	38	8	C	3,666.00
35-080-81-41020 ⁽²⁾	80	1500	38	8	C	3,666.00

⁽¹⁾ Cover with chain

⁽²⁾ With self-closing lid

35/85-003

Underground fire hydrant to
EN 14339

Double shut off

Seat stainless steel

Ductile Iron

Polyurethane vulcanized plug

Fusion bonded epoxy coating
in compliance with DIN 3476
part 1 and EN 14901, GSK
approved

Clockwise to Close



AVK ref. no.	DN mm	Pipe cover mm	Theoretical weight/kg	Units/ pallet	Deliv. code	Gross Price EUR
35-080-85-11008 ⁽¹⁾	80	800	27	8	C	2,730.00
35-080-85-11020 ⁽²⁾	80	800	27	8	C	2,730.00
35-080-85-21008 ⁽¹⁾	80	1000	30	12	C	2,985.00
35-080-85-21020 ⁽²⁾	80	1000	31	12	C	3,077.00
35-080-85-31008 ⁽¹⁾	80	1250	34		C	3,272.00
35-080-85-31020 ⁽²⁾	80	1250	34		C	3,395.00
35-080-85-41008 ⁽¹⁾	80	1500	38		A	3,711.00
35-080-85-41020 ⁽²⁾	80	1500	38		C	3,711.00

⁽¹⁾ Storz B coupling

⁽²⁾ Bayonet coupling and self-closing cover

35/85-004

Underground fire hydrant to
EN 14339 w. ball chamber
90°

Double shut off

Seat in stainless steel

Ductile Iron

Polyurethane vulcanized plug

Fusion bonded epoxy coating
in compliance with DIN 3476
part 1 and EN 14901, GSK
approved

Clockwise to Close



AVK ref. no.	DN mm	Pipe cover mm	Theoretical weight/kg	Units/ pallet	Deliv. code	Gross Price EUR
35-080-85-16034	80	550	24	12	C	4,443.00
35-080-85-26034	80	750	29		C	4,820.00
35-080-85-36034	80	1000	33		C	5,263.00
35-080-85-46034	80	1250	37	12	C	5,765.00

Fire hydrants used in water supply

80/60-001


Flexdrain FS
Packing for underground
hydrants DN80/100
PP



AVK ref. no.	Theoretical weight/kg	Units/pallet	Deliv. code	Gross Price EUR
80-60-00001	0.8	80	A	93.00

80/60-002


Flexdrain HS
Packing for underground
hydrants DN80/100
PP



AVK ref. no.	Theoretical weight/kg	Units/pallet	Deliv. code	Gross Price EUR
80-60-00002	0.5	160	C	115.00

80/60-003

Flexdrain FF
Packing for free flow
underground hydrants DN
80/100
CO 145
PP



AVK ref. no.	Theoretical weight/kg	Units/pallet	Deliv. code	Gross Price EUR
80-60-00003	0.6	160	C	199.00

80/60-004

Flexdrain LDP
Packing for underground
hydrants DN80/100
PP



AVK ref. no.	Theoretical weight/kg	Units/pallet	Deliv. code	Gross Price EUR
80-60-00004	0.7	160	C	200.00

78/7510-001

Frost proof fountain post for
parks and gardens
Cast iron
EPDM rubber
AVK coating standard



AVK ref. no.	DN mm	H3 mm	Theoretical weight/kg	Units/ pallet	Deliv. code	Gross Price EUR
78-040-7510-100	40	1780	100	1	C	10,447.00

78/7511-002

Frost proof fountain post
with fire outlet
For parks and gardens
Cast iron
EPDM rubber
AVK coating standard



AVK ref. no.	DN mm	H3 mm	Theoretical weight/kg	Units/ pallet	Deliv. code	Gross Price EUR
78-040-7511-100	40	1780	109	1	C	15,186.00

78/7520-003

Non frost proof fountain post
for parks and gardens
Cast iron
EPDM rubber
AVK coating standard



AVK ref. no.	DN mm	H3 mm	Theoretical weight/kg	Units/ pallet	Deliv. code	Gross Price EUR
78-020-7520-000	25	1780	62	3	C	5,808.00

TERMS AND CONDITIONS OF SALE AND DELIVERY

1. Applicability

These general terms and conditions of sale and delivery ("**Conditions**") shall govern the current and future supply and delivery of products and services ("**Products**") from AVK International A/S ("**Supplier**") and purchased by the purchaser ("**Purchaser**"), unless otherwise agreed in writing. The applicability of any general and special terms and conditions of the Purchaser shall be excluded.

2. Quotations and Orders

The Supplier's quotations of Products and pricing shall be subject to change.

Contracts for delivery shall be accepted upon (i) written quotation by the Supplier accepted by the Purchaser in accordance with the terms of the quotation and subsequently confirmed by the Supplier in writing (ii) written confirmation by the Supplier of the Purchaser's order (each a "**Binding Order**"). A modification of a Binding Order shall be in writing.

3. Prices

All prices quoted by the Supplier shall be valid for 30 days only. The price of the Products shall be the price quoted by the Supplier or, where no price has been quoted (or the quoted price is no longer valid), the price listed in the Supplier's pricelist applicable at the date of acceptance. All prices shall be quoted by the Supplier on an ex works basis (EXW – INCOTERMS 2020) unless otherwise agreed in writing. The costs of packaging will be charged to the Purchaser in addition to the price of the Products. The prices are exclusive of any import duties, VAT, levies, taxes and other charges which may be imposed on the Products. Any typographical, clerical or other error or omission in any quotation, pricelist, acceptance offer, or other document or information issued by the Supplier may be corrected by the Supplier without any liability on the part of the Supplier.

The Supplier reserves the right by giving notice to the Purchaser at any time prior to dispatch to increase the price of the Products to reflect any substantial increase in the cost of the Supplier, which is due to factors beyond the control of the Supplier (including, but not limited

to, any foreign exchange fluctuation, currency regulation, alteration of duties, significant increase in the cost of labour, materials or other cost of manufacture or transportation) that gives the Supplier a disadvantage compared to the circumstances prevailing at the date of the acceptance of the Binding Order. Any such increase of price shall reflect the actual increased cost level as evidenced by the Supplier's records.

4. Terms of Payment

The Supplier shall be entitled to invoice the Purchaser for the price of the Products on, or at any time after, the scheduled delivery of the Products. The time of payment of the price of the Products is of the essence. The Purchaser shall pay the invoice for the Products within 30 days of the date of the invoice from the Supplier. If the Purchaser fails to make full payment on the due date, then, without prejudice to any other right or remedy available to the Supplier, the Supplier shall be entitled to (i) charge interest on the amount unpaid, at a rate of, at present, 1,00 % per month or fraction thereof (interest will be added monthly) and (ii) charge a fee of EUR 20 per payment reminder.

In the event of any payment default by the Purchaser, the Supplier shall be entitled to postpone the delivery and to store any undelivered Products at the expense of the Purchaser by use of a freight forwarding agency or by utilizing the storage facilities of the Supplier until payment of due invoices.

5. Delivery

Delivery shall take place EX WORKS (INCOTERMS 2020). Prior to dispatch, the Purchaser shall give the Supplier information regarding VAT number of the Purchaser. Upon receipt of the Products, the Purchaser shall issue to the Supplier a notice acknowledging the receipt of the Products and return required export statements. The Supplier shall be entitled to make partial deliveries. If the Purchaser fails to take delivery, the Supplier shall be entitled to store any undelivered Products at the expense of the Purchaser, i.e., by use of a freight forwarding agency or by utilizing the storage facilities of the Supplier. In the event of late delivery attributable to the Supplier, the Purchaser may seek liquidated damages for

delay equal to zero-point five (0.5%) percent of the price of the invoiced value of the delayed Products per week or fraction thereof up to a maximum of five (5.0%) percent of the invoiced value of the delayed Products. Liquidated damages as set out in this clause 5 shall be the only remedies available to the Purchaser in the event of a delay in delivery or non-delivery.

6. Cancellation and Return

A Binding Order can only be cancelled by written agreement between the Supplier and the Purchaser. The Supplier shall be entitled to charge the Purchaser with all costs that the Supplier may incur as a result of the Purchaser cancelling an order. Returns cannot be accepted more than 6 months after delivery.

The Purchaser cannot expect to receive payment of more than 70% of the purchase price of the Products returned. All returns must show the original invoice number, the date of delivery and be in a good sellable condition.

Return of special Products, Products which have been specially manufactured for the Purchaser or standard Products which have been changed to meet the Purchaser's specifications, shall not be accepted.

7. Packaging

Packaging may not be returned. Packaging which has been charged separately may be returned no later than three (3) months after the time of delivery but only upon written agreement.

8. Defects

The Purchaser shall be solely responsible for satisfying itself that the Products shall be suitable and/or fit for the particular purpose for which they have been ordered.

Products shall be deemed defective only when the Purchaser is able to prove that the Products are not in conformity with the Binding Order. At any rate, Defective Products shall be deemed not to include any non-conformity caused by

- (i) the use of a Product for an application for which it has not been designed or which has not been recommended by the Supplier;

- (ii) any change by the Purchaser of the chemical composition of the medium or treatment of the medium for which the Products has been used;
- (iii) installation which is not in accordance with the Supplier's installation instructions (if any) and accepted codes of good practice;
- (iv) lack of or faulty maintenance; and
- (v) normal wear and tear.

The Purchaser shall carry out a reasonable inspection of the Products within five (5) working days following the receipt of the Products, ascertaining that no transport damage has occurred, and shall notify the Supplier in the event of transport damage.

All other defects shall, to the extent possible, be notified to the Supplier within fifteen (15) working days from detection, by defining the defect and declaring the claims to be asserted (the **"Notification Period"**). In any event, the Purchaser shall lose the right to rely on a lack of conformity of the Products if the Purchaser does not give notice thereof to the Supplier within a period of (i) two (2) years from the date of installation at the latest or (ii) three (3) years (collectively the **"Cut-Off Date"**) from the date on which the Products were delivered (whichever occurs first). In respect of electronic Products, incl. VIDI Products, the Purchaser shall notify the Supplier of any non-conformity no later than two (2) years from the date of delivery, or the Purchaser shall no longer have the right to make any claim against the Supplier (the **"Short Cut-Off Date"**). The Purchaser may, at the Purchaser's discretion, demand the Supplier to repair or replace the non-conforming Products. The Supplier shall cover direct costs for access and restoration, transport of a defect-free product to the site of installation, dismantling and reinstallation at the site of installation of the defective Products. In the event of repair or replacement by the Supplier, the Cut-Off Date and/or the Short Cut-Off Date period shall run from the time when the Products were first actually delivered, and not from the time of repair or replacement. No other remedies shall be available to the Purchaser in the event of a lack of conformity of the Products.

9. Retention of Title

Notwithstanding delivery and the passing of the risk involved in the Products, or any other provision of these Conditions, the ownership of the Products shall not pass to the Purchaser until the Supplier has received in cash or cleared funds payment in full of any amount due. Until such time as the ownership of the Products passes to the Purchaser, the Purchaser shall hold the Products as the Supplier's fiduciary agent

and bailee and shall keep the Products separate from those of the Purchaser and third parties and properly stored, protected and insured and identified as the property of the Supplier. Until that time, the Purchaser shall be entitled to re-sell or use the Products in the ordinary course of its business but shall account to the Supplier for the proceeds of sale or otherwise the Products, whether tangible or intangible, including insurance proceeds, and shall keep all such proceeds separate from any monies or property of the Purchaser and third parties and, in the event of tangible proceeds, properly stored, protected and insured.

Until such time as the ownership to the Products passes to the Purchaser (and provided the Products are still in existence and have not been re-sold), the Supplier shall be entitled, at any time, to require the Purchaser to deliver the Products to the Supplier and, if the Purchaser fails to do so, forthwith to enter upon any premises of the Purchaser or any third party where the Products are stored and re-possess the Products.

10. Liability

Notwithstanding anything to the contrary in these Conditions, for any and all claims, losses, costs and damages whether such are based on indemnification, contract negligence, breach of contract, breach of warranty, statutory rules or otherwise and to the fullest extent permitted by applicable law, the liability of the Supplier shall be limited to:

- (i) in respect of property damage, the yearly limit shall be EUR 5 million (5,000,000); and
- (ii) in respect of any other liability, the total aggregate liability of the Supplier shall be limited to the amount of the purchase price of the Products payable under the relevant Binding Order; and
- (iii) reasonable costs for access and restoration, transport of a defect free product to the site of installation, dismantling and reinstallation at the site of installation of the defective Product to a maximum of EUR five million a year (5,000,000).

In no event shall the Supplier be liable to the Purchaser or to any third party for loss of profits, loss of revenue, loss of business opportunity, loss of time or for any indirect, incidental, special, consequential, punitive or exemplary damages arising out of or related to the delivery of any Products.

The limitation of liability set out above in this clause 10 shall not apply:

- (i) in the event of claims for compensation as a result of death or bodily injury;
- (ii) in the event of liability according to mandatory law;
- (iii) in the event of wilful intent or gross negligence on the part of the Supplier; and
- (iv) for reasonable costs in the event of an infringement of intellectual property rights related to the Supplier's performance; except infringement or violation arising from or based upon the Supplier's compliance with particular requirements of the Purchaser that differ from the Supplier's standard specifications for the Products.

11. Force Majeure

The Supplier shall not be liable for any delay or failure of performance due to strikes, lockouts, fires, floods, act of governmental authority, epidemics, pandemics, terrorism, political instability within the country in which the Supplier operates, acts of God or other causes beyond the Supplier's reasonable control provided that the Supplier has given notice to the Purchaser of any such cause for delay or anticipated delay promptly following its commencement and has done its commercially best efforts to perform as expeditiously as possible. If the delay or failure in performance lasts more than 30 days, the Purchaser shall have the right, without liability to the Supplier, to immediately terminate the Binding Order(s) in respect of such part of the Products which cannot be used as intended by the Purchaser as a consequence of the force majeure event.

12. Software

If the Product is delivered with embedded software or any additional software is purchased, the Purchaser (or end-user if the Purchaser is a distributor) shall obtain a non-exclusive, non-transferable, non-sublicensable, and revocable software license in the form of a right of use to the software solely for the purposes set out in the applicable specification of the Product. Unless explicitly set out in the applicable Binding Order, the Purchaser shall obtain (i) no rights in the form of patent, copyright, trademark or other proprietary right connected to the software, (ii) no rights to software source codes, (iii) no authorization to make any changes, additions, improvements, alterations, or modifications of any kind to the software, (iv) no right to copy, reproduce, modify, pass on to or in any other way communicate the software to a third party without prior permission from the Supplier.

The Purchaser shall be solely responsible for satisfying itself that the software supplied will function in combination with the Purchaser's other equipment, software or materials. The Supplier shall not be liable for, and the Purchaser shall indemnify and hold the Supplier harmless from, any and all claims, losses, costs and damages arising as a result of a configuration or change that is incorporated into the software at the Purchaser's request or a process use requested or controlled by the Purchaser. The Supplier does not guarantee that the software supplied will function uninterrupted.

If the Product is delivered with embedded software or if any additional software is purchased, such software shall be subject to further detailed license terms, End User License Agreement ("EULA"), which shall, for the avoidance of doubt, supersede any contradicting terms and conditions set out in these Conditions.

Unless otherwise agreed in writing, e.g., in the EULA, the software shall be provided on an automatically renewed yearly subscription, which shall be invoiced subject to clause 4 of these Conditions. Termination of such subscription shall be provided in writing end of month + 30 days.

13. Intellectual Property Rights ("IPR")

The Supplier shall have the sole and exclusive right to all registered or non-registered IPR of any kind (including, but not limited to, patents, copyright and related rights, moral rights, trademarks and service marks, business names and domain names, goodwill, rights in designs, rights in computer software, database rights, ideas, know-how, inventions, technical improvements of any type and trade secrets) in relation to the Product, including but not limited to drawings, calculations, designs, details of production, computer programs, data, prototypes, samples, models, moulds and other physical and/or electronic documents, information and materials.

In the event of infringement or violation of IPR of any kind arising from or based upon the Supplier's compliance with particular requirements of the Purchaser that differ from the Supplier's standard specifications for Products, the Purchaser shall indemnify and hold the Supplier harmless from any and all claims, losses, costs and damages arising as a result of such a deviation.

14. No waiver

Any waiver by either party of a breach of any provision of these Conditions shall not be regarded as a waiver of any subsequent breach or any other provision of these Conditions.

15. Severance

If any provision of these Conditions is held by any competent authority to be invalid or unenforceable in whole or in part, the validity of the other provisions of these Conditions and the reminder of the provision in question shall not be affected thereby.

16. Default of the Purchaser

If the Purchaser commits any breach of obligations towards the Supplier, the Supplier shall be entitled (without prejudice to any other rights of the Supplier) forthwith (i) to suspend further performance by the Supplier or (ii) to terminate the Binding Order(s) affected.

17. Venue and Jurisdiction

These Conditions shall be governed by the laws of Denmark, with exclusion of any choice of law rules. The applicability of the United Nations Convention on Contracts for the International Sale of Goods (CISG) is explicitly included for international sales. Any dispute or claim arising out of or in connection with these Conditions shall be referred to and resolved by arbitration, however, the Supplier may at its own discretion sue the Purchaser at any place of jurisdiction through ordinary court.

Arbitration shall be conducted in accordance with the rules of The Danish Institute of Arbitration in force at the time when such proceedings are commenced. The place of arbitration shall be in the capital in the state of the Supplier. English shall be the language used during any such proceedings unless otherwise agreed in writing between the Parties. In addition to the aforesaid, either party shall be entitled to seek injunctive relief by a competent court as may be necessary to restrain any breach or threatened breach of these Conditions by the other party.

AVK International A/S
Revision 1.3 - February 2023

**We assume no responsibility for any printing errors.
The prices are valid until 2026.12.31 or until a new price list is available.**

All prices are based on full pallet deliveries

Delivery-code: A = max. 2 weeks
 B = max. 8 weeks
 C = > 8 weeks

AVK International A/S

Bizonvej 1
8464 Galten
Denmark

Tel.: 87 54 21 00
www.avkvalves.eu

2026-01-01
© 2026 AVK GROUP A/S - rev. 01

